

# Product Details and Certifications

Cross Reference RA Part Number: 22-382-705-33

Product: **100-C97D10**

Description: Contactor, IEC, 97A, 110V 50Hz / 120V 60Hz, Single Pack



Representative Photo Only (actual product may vary based on configuration selections)

## **CONTACTOR DATA**

Terminal Type	Screw Terminals
Rated Operating Current, AC-3	97 A
Coil Voltage	110V 50Hz / 120V 60Hz
Number of Poles	3 Poles
Coil Termination	Line Side
Auxiliary Contact Configuration	1 N.O. 0 N.C.
Packaging	Single Pack

## **APPLICATION DATA**

Electrical Standards	UL
----------------------	----

## **LOAD DATA [OPTIONAL]**

Utilization Category	AC-3 Squirrel-cage motor starting and stopping
----------------------	--

## **LIFE DATA [OPTIONAL]**

Actual Life	Actual Life Cannot be Calculated (more information)...
-------------	--

## **TERMINAL MARKING POSITIONS USED**

100-C or 104-C Contactor	1_
Front Mounted Auxiliary Contact	None
Left Side Auxiliary Contact	None
Right Side Auxiliary Contact	None
Interlock	None

## **CERTIFICATIONS AND APPROVALS**






UL  
CSA  
IEC  
CE

## **RECOMMENDED SPARE PARTS**

TF473	1 110V 50Hz/120V 60Hz Coil
-------	----------------------------

Contactors

2

					
Bulletin	100-K/104-K	<b>100-C/104-C</b>	100Q-C	100-D/104-D	100-G
Screw Terminals	✓	✓	✓	Thru-hole Threaded (630...860 A)	Thru-hole
Spring Terminals	✓ (5...9 A)	✓ (9...16 A)	—	—	—
Max. Current $I_e$	12 A	97 A	37 A	860 A	1200 A
Current Rating	5...12 A	9...97 A	16, 32 A	115...860 A	550...1200 A
Features	<ul style="list-style-type: none"> <li>• Mini-contactors</li> <li>• Uniform panel mounting dimensions</li> <li>• Panel mounting or mounting on 35 mm DIN Rail</li> <li>• AC or DC coil control</li> <li>• Made of environmentally friendly materials</li> </ul>	<ul style="list-style-type: none"> <li>• Panel mounting or mounting on 35 mm DIN Rail</li> <li>• AC or DC coil control</li> <li>• Reversible coil terminals (line or load side)</li> <li>• Common accessories</li> <li>• Made of environmentally friendly materials</li> </ul>	<ul style="list-style-type: none"> <li>• Panel mounting or mounting on 35 mm DIN Rail</li> <li>• AC or DC coil control</li> <li>• Reversible coil terminals (line or load side)</li> <li>• Common accessories</li> <li>• Made of environmentally friendly materials</li> </ul>	<ul style="list-style-type: none"> <li>• Panel mounting only</li> <li>• Made of environmentally friendly materials</li> <li>• AC or DC coil control (conventional or electronic)</li> <li>• Integrated PLC interface (electronic coil)</li> </ul>	<ul style="list-style-type: none"> <li>• Panel mounting</li> <li>• AC or DC coil control</li> <li>• Horizontal or vertical interlock</li> <li>• Latching</li> <li>• 4th pole</li> </ul>
Contacts	3 power poles with internal N.O. or N.C. auxiliary contact, or 4 power poles. Optional front-mounted 2- or 4-pole external auxiliary contact block.	3 power poles with internal N.O. or N.C. auxiliary contact or 4 power poles. Optional front- or side-mounted 1-, 2- or 4-pole external auxiliary contact block.	3 main poles with front-mount resistor elements. Optional side-mounted 1-, 2- or 4-pole external auxiliary contact block.	3 power poles with external N.O. and N.C. side-mounted auxiliary contact. Optional side-mounted 2-pole external auxiliary contact blocks	3 power poles with N.O. and N.C. front-mounted auxiliary contact. Optional 4th pole and auxiliary contacts
Coil Voltages	AC = 24...600V, 50/60Hz DC = 12...250V	AC = 12...600V, 50/60Hz DC = 9...250V	AC = 12...600V, 50/60Hz DC = 12...250V	<b>Conventional Coils</b> <b>Cat. Nos. 100-D115...D180</b> AC: 24...550V 50 Hz, 24...600V 60Hz, 100...277V 50/60Hz DC: 24...250V DC <b>Electronic Coils</b> <b>Cat. Nos. 100-D115...D300</b> AC: 24...500V 50/60 Hz DC: 24...255V DC <b>Cat. Nos. 100-D420</b> AC: 42...500V 50/60 Hz DC: 48...255V DC <b>Cat. Nos. 100-D630...D860</b> AC: 100...600V 50/60 Hz DC: 110...255V DC	AC = 110...480V, 50/60Hz DC = 100...440V
Optional Overload Relays	Electronic or bimetallic	Electronic or bimetallic	—	Electronic	Electronic
Optional Accessories	<ul style="list-style-type: none"> <li>• Front-mount auxiliary contacts</li> <li>• Surge suppressors</li> <li>• Electronic timers</li> <li>• Mechanical interlocks</li> </ul>	<ul style="list-style-type: none"> <li>• Front or side-mount auxiliary contacts</li> <li>• Surge suppressors</li> <li>• Electronic or pneumatic timers</li> <li>• Mechanical interlocks</li> <li>• Mechanical latches</li> </ul>	<ul style="list-style-type: none"> <li>• Side-mount auxiliary contacts</li> <li>• Surge suppressors</li> <li>• Electronic timers</li> </ul>	<ul style="list-style-type: none"> <li>• Side-mount auxiliary contacts</li> <li>• Surge suppressors</li> <li>• IP20 terminal blocks</li> <li>• Terminal shields</li> <li>• Terminal covers</li> <li>• Connecting components</li> <li>• Terminal lugs</li> <li>• Mechanical/electrical interlocks</li> </ul>	<ul style="list-style-type: none"> <li>• Auxiliary contact</li> <li>• 4th pole</li> <li>• Vertical interlock</li> <li>• Horizontal interlock</li> <li>• Mechanical latch</li> </ul>
Standards/Certifications	<ul style="list-style-type: none"> <li>• UL</li> <li>• CSA</li> <li>• IEC</li> <li>• CE Marked</li> <li>• CCC</li> </ul>	<ul style="list-style-type: none"> <li>• UL</li> <li>• CSA</li> <li>• IEC</li> <li>• CE Marked</li> <li>• CCC</li> </ul>	<ul style="list-style-type: none"> <li>• UL</li> <li>• CSA</li> <li>• IEC</li> <li>• CE Marked</li> </ul>	<ul style="list-style-type: none"> <li>• UL</li> <li>• CSA</li> <li>• IEC</li> <li>• CE Marked</li> <li>• CCC (115...180 A - conventional coil; 140...420 A - electronic coil)</li> </ul>	<ul style="list-style-type: none"> <li>• UL</li> <li>• CSA</li> <li>• IEC</li> <li>• CE Marked</li> </ul>
Product Selection	Page 2-124	Page 2-129	Page 2-141	Page 2-147	Page 2-156

## Catalog Explanation

100
- C
97
D
10
        

**a**
**b**
**c**
**d**
**e**

<b>a</b>	<b>Size of Contactor</b>
<b>b</b>	<b>Rated Current (A)</b>
<b>c</b>	<b>Coil voltage and frequency</b>
<b>d</b>	<b>Auxiliary Contacts Configuration</b>
<b>e</b>	<b>Miscellaneous options</b>

2

### ⊗ Coil Voltage Code and Terminal Position

The Cat. No. as listed is incomplete. Select a coil voltage code from the table below to complete the Cat. No. Example: 120V, 60Hz:  
**Cat. No. 100-C09@10** becomes **Cat. No. 100-C09D10**.

[M]	12	24	32	36	42	48	100	100-110	110	120	127	200	200-220	208	208-240	220-230	230	230-240	240	277	347	380	380-400	400	400-415	440	480	500	550	600
50 Hz	R	K	V	W	X	Y	KP	—	D	S	KG	L	—	—	F	—	VA	T	—	—	—	N	—	G	B	—	M	C	—	
60 Hz	Q	J	—	V	—	X	—	KP	—	D	—	—	KG	H	L	—	—	—	A	T	I	E	—	—	—	N	B	—	—	C
50/60 Hz	—	KJ	—	—	—	KY	KP	—	KD	—	—	KG	KL‡	—	—	KL‡	KF	—	KA	—	—	—	—	KN	—	KB	—	—	—	

‡ Not available on 100/104-C90 or -C97 contactors.

DC Voltages [V]		9	12	24	36	48	48-72	60	64	72	80	110	110-125	115	125	220	220-250	230	250
100-C09...C43	Standard	ZR	ZQ	ZJ	ZW	ZY	—	ZZ	ZB	ZG	ZE	ZD	—	ZP	ZS	ZA	—	ZF	ZT
	with Integrated Diode	—	—	DJ	—	—	—	—	—	—	—	—	—	—	—	—	—	—	—
	Electronic with Integrated Diode	—	EQ	EJ	—	—	EY	—	—	—	—	—	ED	—	—	—	EA	—	—
100-C60...C97	with Integrated Diode	DR	DQ	DJ	DW	DY	—	DZ	DB	DG	DE	DD	—	DP	DS	DA	—	DF	DT

### Coil Terminal Position

- All contactors are delivered with the coil terminals located on the **line side**.
- For **load side** coil terminations, insert a “U” prior to the coil voltage code.  
 Ordering example: **Cat. No. 100-C09UD10**.



**Cat. No.**  
**100-C09@10**  
**Line Side**



**Cat. No.**  
**100-C09U@10**  
**Load Side**



**Bulletin 100-C/104-C — IEC Contactors**

- Compact sizes from 4...55 kW/5...75 Hp (9...97 A)
- AC and DC coil control
- Common accessories for all contactor sizes
- Front and side mounting of auxiliary contacts
- Electronic and pneumatic timing modules
- Space-saving coil-mounted control modules
- Reversible coil terminations (line or load side)
- All devices can be attached to 35 mm DIN mounting Rail
- Environmentally friendly materials

The Bulletin 100-C/104-C IEC contactor family, along with a wide range of common accessories and Bulletin 193 solid-state overload relays, provides the most compact and flexible starter component system available.

Your order must include: cat. no. of the contactor specified with coil voltage code and, if required, cat. no. of any accessories and/or replacement coils.

Standards Compliance

Certifications

**Product Selection**  
**3-Pole AC- and DC-Operated Contactors**

I <sub>e</sub> [A]		Ratings for Switching AC Motors — AC-2, AC-3, AC-4										Aux. Contacts		Cat. No.
		3-Phase kW (50 Hz)				Hp (60 Hz)						N.O.	N.C.	
AC-3	AC-1	230V	400V/415V	500V	690V	1-Phase		3-Phase						
						115V	230V	200V	230V	460V	575V			
9	32	3	4	4	4	1/2	1-1/2	2	2	5	7-1/2	1	0	‡ 100-C09⊗10
												0	1	‡ 100-C09⊗01
12	32	4	5.5	5.5	5.5	1/2	2	3	3	7-1/2	10	1	0	‡ 100-C12⊗10
												0	1	‡ 100-C12⊗01
16	32	5.5	7.5	7.5	7.5	1	3	5	5	10	15	1	0	‡ 100-C16⊗10
												0	1	‡ 100-C16⊗01
23	32	7.5	11	13	10	2	3	5	7-1/2	15	15	1	0	100-C23⊗10
												0	1	100-C23⊗01
30	65	10	15	15	15	2	5	7-1/2	10	20	25	0	0	100-C30⊗00
												1	0	100-C30⊗10
												0	1	100-C30⊗01
37	65	11	18.5/20	20	18.5	3	5	10	10	25	30	0	0	100-C37⊗00
												1	0	100-C37⊗10
												0	1	100-C37⊗01
43	85	13	22	25	22	3	7-1/2	10	15	30	30	0	0	100-C43⊗00
												1	0	100-C43⊗10
												0	1	100-C43⊗01
60	100	18.5	32	37	32	5	10	15	20	40	50	0	0	100-C60⊗00
												1	0	100-C60⊗10
												0	1	100-C60⊗01
72	100	22	40	45	40	5	15	20	25	50	60	0	0	100-C72⊗00
												1	0	100-C72⊗10
												0	1	100-C72⊗01
85	100	25	45	55	45	7-1/2	15	25	30	60	60	0	0	100-C85⊗00
												1	0	100-C85⊗10
												0	1	100-C85⊗01
97	130	30	55	55	55	10	15	30	30	75	75	0	0	100-C97⊗00
												1	0	100-C97⊗10
												0	1	100-C97⊗01

‡ For screwless terminals, add an "R" after the letter "C" in the catalog number. Example: **Cat. No. 100-C09⊗10** becomes **Cat. No. 100-CR09⊗10**.

⊗ Coil voltage code and terminal position