

Product Details and Certifications

Cross Reference RA Part Number: 100-D140A11 B

 **Product: 100-D140A11**

Description: Contactor, IEC, 140A, 220-230V 50Hz / 240V 60Hz,
1 N.O. - 1 N.C. Auxiliary Contacts



Representative Photo Only (actual product may vary based on configuration sections)

CONTACTOR DATA






Bulletin Number	100-D Non Reversing Contactor
Current Rating	140 A
Coil Voltage	220-230V 50Hz / 240V 60Hz
Number of Poles	3 Poles
Auxiliary Contact Configuration	1 N.O. / 1 N.C.
Packaging	Single Pack
Coil Type	Conventiona Coil

CERTIFICATIONS AND APPROVALS

UL
CSA
IEC
CE
CCC

2 **Contactors**



						
	Bulletin	100-K/104-K	100-C/104-C	100Q-C	100-D/104-D	100-G
Screw Terminals	✓	✓	✓	✓	Thru-hole Threaded (630...860 A)	Thru-hole
Spring Terminals	✓ (5...9 A)	✓ (9...16 A)	—	—	—	—
Max. Current I_e	12 A	97 A	37 A	860 A	860 A	1200 A
Current Rating	5...12 A	9...97 A	16, 32 A	115...860 A	115...860 A	550...1200 A
Features	<ul style="list-style-type: none"> Mini-contactors Uniform panel mounting dimensions Panel mounting or mounting on 35 mm DIN Rail AC or DC coil control Made of environmentally friendly materials 	<ul style="list-style-type: none"> Panel mounting or mounting on 35 mm DIN Rail AC or DC coil control Reversible coil terminals (line or load side) Common accessories Made of environmentally friendly materials 	<ul style="list-style-type: none"> Panel mounting or mounting on 35 mm DIN Rail AC or DC coil control Reversible coil terminals (line or load side) Common accessories Made of environmentally friendly materials 	<ul style="list-style-type: none"> Panel mounting only Made of environmentally friendly materials AC or DC coil control (conventional or electronic) Integrated PLC interface (electronic coil) 	<ul style="list-style-type: none"> Panel mounting AC or DC coil control Horizontal or vertical interlock Latching 4th pole 	
Contacts	3 power poles with internal N.O. or N.C. auxiliary contact, or 4 power poles. Optional front-mounted 2- or 4-pole external auxiliary contact block.	3 power poles with internal N.O. or N.C. auxiliary contact or 4 power poles. Optional front- or side-mounted 1-, 2- or 4-pole external auxiliary contact block.	3 main poles with front-mount resistor elements. Optional side-mounted 1-, 2- or 4-pole external auxiliary contact block.	3 power poles with external N.O. and N.C. side-mounted auxiliary contact. Optional side-mounted 2-pole external auxiliary contact blocks	3 power poles with N.O. and N.C. front-mounted auxiliary contact. Optional 4th pole and auxiliary contacts	
Coil Voltages	AC = 24...600V, 50/60Hz DC = 12...250V	AC = 12...600V, 50/60Hz DC = 9...250V	AC = 12...600V, 50/60Hz DC = 12...250V	Conventional Coils Cat. Nos. 100-D115...D180 AC: 24...550V 50 Hz, 24...600V 60Hz, 100...277V 50/60Hz DC: 24...250V DC Electronic Coils Cat. Nos. 100-D115...D300 AC: 24...500V 50/60 Hz DC: 24...255V DC Cat. Nos. 100-D420 AC: 42...500V 50/60 Hz DC: 48...255V DC Cat. Nos. 100-D630...D860 AC: 100...600V 50/60 Hz DC: 110...255V DC	AC = 110...480V, 50/60Hz DC = 100...440V	
Optional Overload Relays	Electronic or bimetallic	Electronic or bimetallic	—	Electronic	Electronic	
Optional Accessories	<ul style="list-style-type: none"> Front-mount auxiliary contacts Surge suppressors Electronic timers Mechanical interlocks 	<ul style="list-style-type: none"> Front or side-mount auxiliary contacts Surge suppressors Electronic or pneumatic timers Mechanical interlocks Mechanical latches 	<ul style="list-style-type: none"> Side-mount auxiliary contacts Surge suppressors Electronic timers 	<ul style="list-style-type: none"> Side-mount auxiliary contacts Surge suppressors IP20 terminal blocks Terminal shields Terminal covers Connecting components Terminal lugs Mechanical/electrical interlocks 	<ul style="list-style-type: none"> Auxiliary contact 4th pole Vertical interlock Horizontal interlock Mechanical latch 	
Standards/Certifications	<ul style="list-style-type: none"> UL CSA IEC CE Marked CCC 	<ul style="list-style-type: none"> UL CSA IEC CE Marked CCC 	<ul style="list-style-type: none"> UL CSA IEC CE Marked 	<ul style="list-style-type: none"> UL CSA IEC CE Marked CCC (115...180 A - conventional coil; 140...420 A - electronic coil) 	<ul style="list-style-type: none"> UL CSA IEC CE Marked 	
Product Selection	Page 2-124	Page 2-129	Page 2-141	Page 2-147	Page 2-156	





Bulletin 100-D — IEC Contactors

- 63...500 kW @ 400V
 - 75...600 Hp @ 460V
 - 100...700 Hp @ 575V
 - Electronic and conventional coils
 - AC & DC
 - Integrated PLC interface
 - Low power pick-up & hold-in
 - Wide voltage ranges
 - Complete range of accessories
 - Environmentally friendly
 - Compact dimensions
- The Bulletin 100-D/104-D contactor family, along with a wide range of common accessories and Bulletin 193 electronic overload relays, provides the most compact and flexible starter component system available.
- Your order must include: cat. no. of the contactor specified with coil voltage code and, if required, cat. no. of any accessories and/or replacement coils.

Table of Contents

Product Selection..... 2-148
 Accessories..... 2-153
 Specifications..... 2-158
 Approximate Dimensions..... 2-197

Standards Compliance

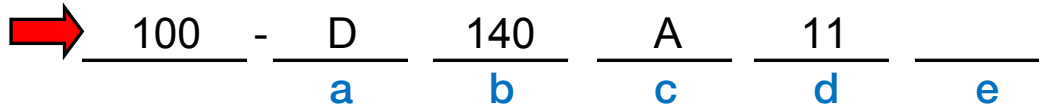
IEC 60947-4-1
 IEC 60947 Type “2”
 Coordination
 CSA C22.2 No. 14
 UL 508

Certifications

CE Marked
 cULus Listed (File No. E 41850, Guide NLDX, NLDX7)
 CCC (115...180 A - conventional coil;
 140...420 A - electronic coil)

Product Selection

Catalog Explanation



a	Size of Contactor
b	Rated Current (A)
c	Coil voltage and frequency
d	Auxiliary Contacts Configuration
e	Miscellaneous options

Cat. No.
100-C09@10
Line Side

Cat. No.
100-C09U@10
Load Side

Bulletin 100-D/104-D
IEC Contactors
 Product Selection

3-Pole AC-Operated Contactors

- Conventional and Electronic AC Coils
- 3 Main Contacts
- Non-Reversing or Reversing



Cat. No. 100-D180...



Cat. No. 100-D420...

2

I_e [A] 60 °C	I_e [A] 40 °C	Switching of 3-phase motors — AC-2, AC-3										Auxiliary contacts		Non-Reversing Contactor Cat. No.	Reversing Contactor Cat. No.
		kW (50 Hz)						Hp (60 Hz)				N.O.	N.C.		
AC-3	AC-1	230V	400V	415V	500V	690V	1000V	200V	230V	460V	575V				
115	250	37	63	66	80	110	63	40	40	75	100	0	0	100-D115⊗00	—
												1	1	100-D115⊗11	—
												2	4	—	104-D115⊗24
												0	0	100-D140⊗00	—
												1	1	100-D140⊗11	—
												2	4	—	104-D140⊗24
180	250	57	101	105	100	135	90	50	60	150	150	0	0	100-D180⊗00	—
												1	1	100-D180⊗11	—
												2	4	—	104-D180⊗24
210	350	63	118	125	205	200	110	60	75	150	200	0	0	100-D210⊗00	—
												1	1	100-D210⊗11	—
												2	4	—	104-D210⊗24
250	350	80	140	150	250	250	132	75	100	200	250	0	0	100-D250⊗00	—
												1	1	100-D250⊗11	—
												2	4	—	104-D250⊗24
300	450	90	170	160	290	300	160	100	125	250	300	0	0	100-D300⊗00	—
												1	1	100-D300⊗11	—
												2	4	—	104-D300⊗24
420	540	132	238	250	420	425	220	150	175	350	400	0	0	100-D420⊗00	—
												1	1	100-D420⊗11	—
												2	4	—	104-D420⊗24
630	800	200	355	355	500	500	—	200	250	500	600	0	0	100-D630⊗00	—
												1	1	100-D630⊗11	—
												2	4	—	104-D630⊗24
860	1000	250	500	500	500	600	—	250	300	600	700	0	0	100-D860⊗00	—
												1	1	100-D860⊗11	—
												2	4	—	104-D860⊗24

⊗ Coil Voltage Codes for AC Control

Conventional Coil	[V]	24	48	100	110	120	200	208	220...	230	230	240	277	380...	400	415	440	480	500	550	600
100-D115...	50 Hz	K	Y	—	D	—	—	—	A	T	—	—	—	N	B	G	—	M	C	—	
100-D180	60 Hz	J	X	—	—	D	—	H	—	—	A	—	—	—	—	N	B	—	—	C	
100-D115	50/60 Hz	—	—	KP	KN	—	KG	—	KL	KF	KA	KT	—	—	—	—	—	—	—	—	

Electronic Coil w/ El. Interface §	[V]	24	42...64	100	110...130	200	208...277	200...220	230...250	277	380...415	380...500	440...480	500
100-D95...100-D300	50/60 Hz	EJ♣	EY	EP	ED	EG	EA	—	—	—	—	EN	—	—
100-D420	50/60 Hz	—	—	EP	ED	EG	EA	—	—	—	—	EN	—	—
100-D630... 100-D860	50/60 Hz	—	—	EP	ED	EG	—	EG	EA	ET	EN	—	EB	EM

§ Signal voltage of the Cat. No. 100-D... electronic interface: nominal U_e : 24V DC/ I_e : 15 mA

Pickup voltage: 13.0V DC...30.2V DC

Dropout Voltage: -3.0V DC...+5.0V DC

♣ Not available with 100/104-D300.

