

Product Details and Certifications

Cross Reference RA Part Number: PN-14807

Product: 100-DL420

Description: Terminal Lug Kit, (2X) 4...350 MCM, 193-EC_G, 193-EE_G



Representative Photo Only (actual product may vary based on configuration sections)







ACCESSORY SELECTION

Bulletin Number	100-D Terminal Lug Kit
Material	Copper Frame
Accessory Selection	Set of 3
Socket Type	Hexagonal Socket Screw

APPLICATION DATA

For Use with	Contactors 100-D210, 100-D420, 193-EC_G, 193-EE_G
--------------	---



Connecting Components, Continued

	Description	For Use With	Cat. No.
	Terminal Lugs • Set of two • Protection class IP2X per IEC 60529 and DIN 40 050	100-D115, 100-D140, 100-D180, 100-D115E...D180E, 193-EC_F, 193-EE_F	100-DTB180
		100-D210...100-D420, 193-EC_G, 193-EF2C, 193-EE_G	100-DTB420
	Terminal Lugs (UL/CSA), Copper Frame Set of three	100-D115, 100-D140, 100-D180, 193-EC_F, 193-EE_F 100-D210...100-D420, 193-EC_G, 193-EE_G	100-DL180 100-DL420
		100-D630, 100-D860, 193-EC_H, 193-EE_H	100-DL630
		100-D630, 100-D860, 193-EC_H, 193-EE_H	100-DL860
	Control Circuit Terminal 2 x 2.5 mm ²	Connects to Cat. Nos. 100-D115...D180	100-DAT1
		Connects to Cat. Nos. 100-D210...D420	100-DAT2
	Terminal Shields • Set of two • Protection class IP10 per IEC 60529 and DIN 40 050 • For direct-on-line, reversing, two-speed, and wye-delta/star-delta assemblies	100-D115, 100-D140, 100-D180, 100-D115-E...100-D180-E	100-DTS180
		100-D210...100-D420	100-DTS420
	Terminal Covers • Protection class IP20 per IEC 60529 and DIN 40 050 • For direct-on-line, reversing, two-speed, and wye-delta/star-delta assemblies	100-D115...100-D180, 193-EC_F, 193-EE_F	100-DTC180
		100-D210...100-D420, 193-EC_G, 193-EE_G	100-DTC420
		100-D630...100-D860, 193-EC_H, 193-EE_H	100-DTC860
	Terminal Covers Line-side panel relay and reversing cover		100-DTCE860
	Terminal Covers Reversing starter/relay cover	100-D630...100-D860, 193-EC_H, 193-EE_H	100-DTCR860
	Terminal Covers DOL Starter/relay cover		100-DTCS860
	Mounting Plate • Galvanized steel plate for starter combinations • For direct-on-line, reversing, two-speed, wye-delta/star-delta, and Dahlander assemblies	100-D115...100-D180 Direct-on-line Reversing, two-speed or changeover Y-Δ or Dahlander	100-DMS180 100-DMU180 100-DMY180
		100-D210...100-D420 Direct-on-line Reversing, two-speed or changeover Y-Δ or Dahlander	100-DMS420 100-DMU420 100-DMY420
		100-D630...100-D860 Direct-on-line Reversing, two-speed or changeover Y-Δ or Dahlander	100-DMS860 100-DMU860 100-DMY860
	Mounting Plate • For two-speed or changeover switches	For interlocking between 100-C60...C97 and 100-D115...D180 contactors	100-DMU85






Package Quantity = 2

Interlocks

	Description	Circuit Diagram	For Use With	Cat. No.
	Interlock — Mechanical Only • No additional space required	---∇---	100-D115...100-D420	100-DMA00
	Interlock — Dual Electrical/Mechanical • No additional space required • Two N.C. auxiliary contacts	22 NC 21 ▸ --∇-- ▾ 21 NC 22	100-D115...100-D860	100-DMD02
	Interlock — Mechanical Only • No additional space required	---∇---	100-D115...100-D860	100-DMD00
	Interlock — Mechanical Only • Provides interlocking between Bul. 100-C and Bul. 100-D contactors	---∇---	100-C60...100-C97 between 100-D115...100-D180	100-DMC00
	Interlock — Dual Electrical/Mechanical • Provides interlocking between Bul. 100-C and Bul. 100-D contactors • Two N.C. auxiliary contacts	22 NC 21 ▸ --∇-- ▾ 21 NC 22	100-C60...100-C97 between 100-D115...100-D180	100-DMC02

Package Quantity = 1

100/104-D, 100S-D								
115	140	180	210	250	300	420	630	860
X	X	X	—	—	—	—	—	—
X	X	X	X	X	X	X	X	X
								
—	—	—	—	—	—	—	—	—
—	—	—	—	—	—	—	—	—
—	—	—	—	—	—	—	—	—
—	—	—	—	—	—	—	—	—
25	—	—	—	30	—	—	52	52
12.5	—	—	—	15	—	—	22	22
5	—	—	—	6	—	—	2 x 8	2 x 8
8.3	—	—	—	10.5	—	—	13	13
22	—	—	—	43	—	—	68	68
—	—	—	—	—	—	—	—	—
195	—	—	—	380	—	—	600	600
100-DL180‡	—	—	—	100-DL420‡	—	—	100-DL630	100-DL860
6...300 MCM	—	—	—	(2x) 4...350 MCM	—	—	(2X) 2/0...500MCM	(4X) 2/0...500MCM
88...106	—	—	—	375	—	—	400	400
100-DTB180‡	—	—	—	100-DTB420*	—	—	—	—
16...35	—	—	—	25...185*	—	—	—	—
16...95	—	—	—	25...185	—	—	—	—
16...50	—	—	—	25...240	—	—	—	—
16...120	—	—	—	25...240	—	—	—	—
20	—	—	—	25	—	—	—	—
3...9	—	—	—	6...20	—	—	—	—
3...14	—	—	—	6...20	—	—	—	—
14	—	—	—	25	—	—	—	—
6...1 / 0 AWG	—	—	—	4 AWG...600 MCM	—	—	—	—
6 AWG...250 MCM	—	—	—	4 AWG...600 MCM	—	—	—	—
124	—	—	—	220	—	—	—	—



- * Pozidriv No. 2 / Blade No. 3 screw
- ⊛ Pozidriv No. 2 / Blade No. 4 screw
- ‡ Hexagonal socket screw
- § Hexagonal screw