

# Product Details and Certifications

## Cross Reference RA Part Number: 100-DS1-11 A

 **Product: 100-DS1-11**

Description: Auxiliary Contact Block, Side Mounting, 1 N.O. 1 N.C.  
Left / Right Side (Inside Mounting)



Representative Photo Only (actual product may vary based on configuration sections)

### ***ACCESSORY SELECTION***

---



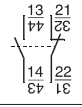
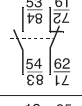
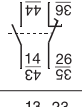
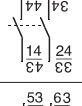
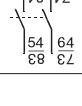
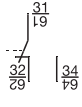
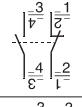
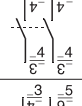
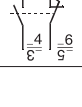
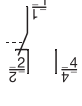
Bulletin Number	100-D Contactor Accessories
Accessory Selection	Individual Accessory Selection

### ***APPLICATION DATA***

---

For Use with	Contactors 100-D,104-D
--------------	------------------------




**Auxiliary Contacts**

Description			Connection Diagram	For Use With	Standard Auxiliary Contact Cat. No.	Bifurcated Cat. No.
	No. of N.O. Contacts	No. of N.C. Contacts				
<p><b>Auxiliary Contacts</b></p> <ul style="list-style-type: none"> <li>• Side-mounted</li> <li>• Without IEC sequence terminal designations</li> <li>• Standard contacts 17V/10 mA</li> <li>• Bifurcated contacts for signals down to 5V/2 mA</li> </ul>	1	1		100-D left or right inside mounting	100-DS1-11	1-B11H
	1	1		100-D Left or Right Inside Mounting	100-DS2-11	100-DS2-B11H
	1	1L		100-D left or right inside mounting	100-DS1-L11	—
	2	0		100-D left or right inside mounting	100-DS1-20	100-DS1-B20H
	2	0		100-D left or right outside mounting	100-DS2-20	100-DS2-B20H
<p><b>Auxiliary Contacts</b></p> <ul style="list-style-type: none"> <li>• Electronic-compatible auxiliary contacts</li> <li>• Ideal for use when switching low-power control circuits</li> <li>• With IEC sequence terminal designations</li> <li>• Contact ratings: AC-12, 250V, 0.1 A AC-15, DC-13, 3...125V, 1...100 mA</li> </ul>	1	1		100-D left or right inside mounting	100-DS1-B11	—
<p><b>Auxiliary Contacts</b></p> <ul style="list-style-type: none"> <li>• Side-mounted</li> <li>• Without IEC sequence terminal designations</li> <li>• Standard contacts 17V/10 mA</li> <li>• Bifurcated contacts for signals down to 5V/2 mA</li> </ul>	1	1		100-D left or right inside mounting	100-DS0-11	100-DS0-B11H
	2	0		100-D left or right inside mounting	100-DS0-20	100-DS0-B20H
	1	1L		100-D left or right inside mounting	100-DS0-L11	—
<p><b>Auxiliary Contacts</b></p> <ul style="list-style-type: none"> <li>• Electronic-compatible auxiliary contacts</li> <li>• Ideal for use when switching low-power control circuits</li> <li>• Without IEC sequence terminal designations</li> <li>• Contact ratings: AC-12, 250V, 0.1 A AC-15, DC-13, 3...125V, 1...100 mA</li> </ul>	1	1		100-D left or right inside mounting	100-DS0-B11	—



2

**Marking Systems (For 100-D115...D860 contactors)**

	Description	Pkg. Qty.*	Cat. No.
	<p><b>Label Sheet</b> 105 self-adhesive paper labels each, 6 x 17 mm</p>	10	100-FMS
	<p><b>Marking Tag Sheet</b> 160 perforated paper labels each, 6 x 17 mm, to be used with a transparent cover</p>	10	100-FMP
	<p><b>Transparent Cover</b> To be used with marking tag sheets</p>	100	100-FMC
	<p><b>Marking Tag Adapters</b> To be used with marking tag: System V4/V5</p>	100	100-FMA1
	<p><b>Marking Tag Adapters</b> To be used with marking tag: System 1492 W</p>	100	100-FMA2

\* Must be ordered in multiples of package quantities.