

Product Details and Certifications

Cross Reference RA Part Number: 100-DS2-20 A

 **Product: 100-DS2-20**

Description: Auxiliary Contact Block, Side Mounting, 2 N.O. 0 N.C.
Left / Right Side (Inside Mounting)



Representative Photo Only (actual product may vary based on configuration sections)



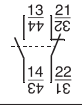
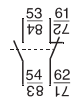
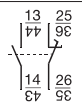
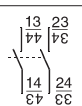
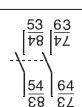
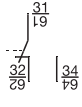
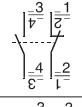
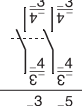
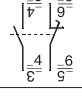
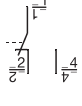
ACCESSORY SELECTION

Bulletin Number	100-D Contactor Accessories
Accessory Selection	Individual Accessory Selection

APPLICATION DATA




For Use with	Contactors 100-D, 104-D
--------------	-------------------------

Auxiliary Contacts

Description			Connection Diagram	For Use With	Standard Auxiliary Contact Cat. No.	Bifurcated Cat. No.
	No. of N.O. Contacts	No. of N.C. Contacts				
<p>Auxiliary Contacts</p> <ul style="list-style-type: none"> • Side-mounted • Without IEC sequence terminal designations • Standard contacts 17V/10 mA • Bifurcated contacts for signals down to 5V/2 mA 	1	1		100-D left or right inside mounting	100-DS1-11	100-DS1-B11H
	1	1		100-D Left or Right Inside Mounting	100-DS2-11	100-DS2-B11H
	1	1L		100-D left or right inside mounting	100-DS1-L11	—
	2	0		100-D left or right inside mounting	100-DS1-20	100-DS1-B20H
	2	0		100-D left or right outside mounting	100-DS2-20	100-DS2-B20H
<p>Auxiliary Contacts</p> <ul style="list-style-type: none"> • Electronic-compatible auxiliary contacts • Ideal for use when switching low-power control circuits • With IEC sequence terminal designations • Contact ratings: AC-12, 250V, 0.1 A AC-15, DC-13, 3...125V, 1...100 mA 	1	1		100-D left or right inside mounting	100-DS1-B11	—
<p>Auxiliary Contacts</p> <ul style="list-style-type: none"> • Side-mounted • Without IEC sequence terminal designations • Standard contacts 17V/10 mA • Bifurcated contacts for signals down to 5V/2 mA 	1	1		100-D left or right inside mounting	100-DS0-11	100-DS0-B11H
	2	0		100-D left or right inside mounting	100-DS0-20	100-DS0-B20H
	1	1L		100-D left or right inside mounting	100-DS0-L11	—
<p>Auxiliary Contacts</p> <ul style="list-style-type: none"> • Electronic-compatible auxiliary contacts • Ideal for use when switching low-power control circuits • Without IEC sequence terminal designations • Contact ratings: AC-12, 250V, 0.1 A AC-15, DC-13, 3...125V, 1...100 mA 	1	1		100-D left or right inside mounting	100-DS0-B11	—



Marking Systems (For 100-D115...D860 contactors)

	Description	Pkg. Qty.*	Cat. No.
	<p>Label Sheet</p> <p>105 self-adhesive paper labels each, 6 x 17 mm</p>	10	100-FMS
	<p>Marking Tag Sheet</p> <p>160 perforated paper labels each, 6 x 17 mm, to be used with a transparent cover</p>	10	100-FMP
	<p>Transparent Cover</p> <p>To be used with marking tag sheets</p>	100	100-FMC
	<p>Marking Tag Adapters</p> <p>To be used with marking tag: System V4/V5</p>	100	100-FMA1
	<p>Marking Tag Adapters</p> <p>To be used with marking tag: System 1492 W</p>	100	100-FMA2

* Must be ordered in multiples of package quantities.