

Product Details and Certifications

Cross Reference RA Part Number: 100-ETB180 A

 **Product: 100-ETB180**

Description: Electronic Timing Module, OFF-Delay (10 sec. - 180 sec.),
110-240 50/60Hz



Representative Photo Only (actual product may vary based on configuration sections)





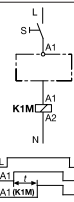
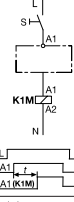

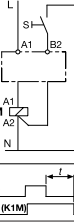

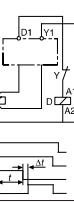



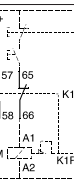
ACCESSORY SELECTION

Bulletin Number	100-E Electronic Timing
Accessory Selection	Individual Accessory Selection

DIMENSIONS AND WEIGHT

Weight (Kg / Lbs)	0.00 / 0.00
---------------------	-------------

Control Modules (For 100-C09...C97 contactors)

	Description	Connection Diagrams	For Use With	Cat. No.
	Pneumatic Timing Modules • Pneumatic timing element contacts switch after the delay time. The contacts on the main contactor relay continue to operate without delay.		100-C or 700-CF with AC or 24V DC electronic coils†	100-FPTA30
			100-FPTA180	
			100-C all, 700-CF all	100-FPTB30
			100-FPTB180	
	Electronic Timing Modules — On-Delay Delay of the contactor or control relay solenoid. The contactor or control relay is energized at the end of the delay time.		100-C or 700-CF with 110...240V, 50/60 Hz or 110...250V DC coils	100-ETA3
				100-ETA30
				100-ETA180
			100-C or 700-CF with 24...48V DC coils	100-ETAZJ3
				100-ETAZJ30
				100-ETAZJ180
	Electronic Timing Modules — Off-Delay Delay of the contactor or control relay solenoid. After interruption of the control signal, the contactor or control relay is deenergized at the end of the delay time.		100-C09...C37 or 700-CF with 24V 50/60 Hz coils 100-C or 700-CF with 110...240V 50/60 Hz coils	100-ETBKJ3
				100-ETBKJ30
				100-ETBKJ180
				100-ETB3
				100-ETB30
				100-ETB180
	Transition Time Y Contactor • Delay of the contactor solenoid. Contactor K 3 (Y) is de-energized (off) and K 2 (D) is energized (on) after the end of the set Y end time. (Switching delay at 50 ms.) • Continuous adjustment range • High repeat accuracy		100-C with 110...240V, 50/60 Hz coils	100-ETY30
	Mechanical Interlocks • For interlocking of two contactors. • Common interlock for all Bul. 100-C contactor sizes • Interlocking of different sizes possible • Mechanical and electrical interlocking possible in one module by means of integrated auxiliary contacts • 9 mm dovetail connector included		100-C (except 100-C40, -C90)	100-MCA00
				100-MCA02
	Mechanical Latch • Following contactor latching, the contactor coil is immediately de-energized (off) by the N.C. auxiliary contact (65-66). • Electrical or manual release • 1 N.O. + 1 N.C. auxiliary contacts • Suitable for all Bul. 100-C contactor sizes, 9...97 A		100-C with AC or 24V DC electronic coils (except 100-C90)	100-FL11⊗

2



† Cannot be used with side-mounted auxiliary contacts on 700-CF DC relays.

⊗ **Coil Voltage Code**

The cat. no. as listed is incomplete. Select a voltage suffix code from the table below to complete the cat. no. Example: 120V, 60 Hz: **Cat. No. 100-FL11⊗** becomes **Cat. No. 100-FL11D**.

Voltage* [V]	24	48	100	110	120	230...240	240	277	380...400	400...415	440	480
50 Hz	K	Y	KP	D	—	VA	KA	—	N	G	B	—
60 Hz	J	—	—	—	D	—	KA	T	—	—	N	B

* For special voltages, consult your local Rockwell Automation sales office or Allen-Bradley distributor.