

# Product Details and Certifications

## Cross Reference RA Part Number: 100-FA02 B

 **Product: 100-FA02**

Description: Auxiliary Contact Block, Front Mounting, 0 N.O. 2 N.C.



Representative Photo Only (actual product may vary based on configuration sections)

### ***ACCESSORY SELECTION***

---

|                     |                                 |
|---------------------|---------------------------------|
| Bulletin Number     | 100-F Contact Block Accessories |
| Accessory Selection | Individual Accessory Selection  |





### ***DIMENSIONS AND WEIGHT***

---










|                     |             |
|---------------------|-------------|
| Weight ( Kg / Lbs ) | 0.00 / 0.00 |
|---------------------|-------------|

**Auxiliary Contacts**

1

|  | Description  |   |      | For Use With<br>NEMA Sizes | Cat. No.  | Bifurcated<br>Auxiliary<br>Contact<br>Cat. No. |
|--|--|---|------|----------------------------|-----------|--|
|  |  | N.O.  | N.C. |                            |           |  |
|   | <b>Auxiliary Contact Blocks for Front Mounting*</b><br>- 2- and 4-pole<br>- Quick and easy mounting without tools<br>- Electronic-compatible contacts down to 17V, 5 mA<br>- Mechanically linked performance between N.O. and N.C. poles and to the main contactor poles (except for L types)<br>- Models with equal function with several terminal numbering choices<br>L = Late break N.C./early make N.O. | 0   | 2    | 0...3                      | 100-FA02  | 100-B02  |
|  |  | 1   | 1    |                            | 100-FA11  | 100-FAB11                                      |
|  |  | 2   | 0    |                            | 100-FA20  | 100-FAB20                                      |
|  |  | 1L  | 1L   |                            | 100-FBL11 | —  |
|  |  | 0   | 4    |                            | 100-FA04  | 100-FAB04                                      |
|  |  | 1   | 3    |                            | 100-FA13  | 100-FAB13                                      |
|  |  | 2   | 2    |                            | 100-FA22  | 100-FAB22                                      |
|  |  | 3   | 1    |                            | 100-FA31  | 100-FAB31                                      |
|  |  | 4   | 0    |                            | 100-FA40  | 100-FAB40                                      |
|  |  | 1+1L  | 1+1L |                            | 100-FAL22 | —  |
|  | <b>Auxiliary Contact Blocks for Side Mounting with Sequence Terminal Designations*</b><br>- 1- and 2-pole<br>- Two-way numbering for right or left mounting on the contactor<br>- Quick and easy mounting without tools<br>- Electronic-compatible contacts down to 17V, 10 mA<br>- Mirror contact performance to the main contactor poles<br>L = Late break N.C./early make N.O.                            | 0   | 1    | 0...3                      | 100-SB01  | —  |
|  |  | 1   | 0    |                            | 100-SB10  | —  |
|  |  | 0   | 2    |                            | 100-SB02  | —  |
|  |  | 1   | 1    |                            | 100-SB11  | —  |
|  |  | 2   | 0    |                            | 100-SB20  | —  |
|  |  | 1L  | 1L   |                            | 100-SBL11 | —  |

\* Max. number of auxiliary contacts that may be mounted:  
 AC coil contactors — max. 4 N.O. contacts on the front of the contactor, 2 N.O. contacts on the side, 4 N.C. front or side, 6 total.  
 DC coil contactors — max. 4 N.O. contacts on the front of the contactor or max 2 N.O. contacts on the side, 4 N.C. front or side, 4 total.

|   | Description  |   |                         | Connection<br>Diagram   | For Use With<br>NEMA Sizes                 | Cat. No.    |
|---|--|--|-------------------------|---|--|-------------|
|   |  | No. of N.O.<br>Contacts  | No. of N.C.<br>Contacts |   |  |             |
|  | <b>Auxiliary Contacts</b><br>Side mounted<br>With sequence terminal designations | 1  | 1                       |  | 4...5<br>Left/Right<br>inside<br>mounting  | 100-DS1-11  |
|   |  | 1  | 1                       |  | 4...5<br>Left/Right<br>outside<br>mounting | 100-DS2-11  |
|   |  | 1  | 1L                      |  | 4...5<br>Left/Right<br>inside<br>mounting  | 100-DS1-L11 |
|   |  | 2  | 0                       |  |  | 100-DS1-20  |
|   |  | 2  | 0                       |  | 4...5<br>Left/Right<br>outside<br>mounting | 100-DS2-20  |
|   |  | 1  | 1                       |  | 4...5<br>Left/Right<br>inside<br>mounting  | 100-DS1-B11 |

**Auxiliary Contacts**  
 • Electronic-compatible auxiliary contacts  
 • Ideal for use when switching low-power control circuits  
 • With IEC sequence terminal designations  
 • Contact ratings:  
 AC-12, 250V, 0.1 A  
 AC-15, DC-13, 3...125V, 1...100 mA