

Product Details and Certifications

Cross Reference RA Part Number: 100-FA04 B

➔ Product: **100-FA04**

Description: Auxiliary Contact Block, Front Mounting, 0 N.O. 4 N.C.



Representative Photo Only (actual product may vary based on configuration sections)

ACCESSORY SELECTION







Bulletin Number	100-F Contact Block Accessories
Accessory Selection	Individual Accessory Selection

DIMENSIONS AND WEIGHT











Weight (Kg / Lbs)	0.00 / 0.00
---------------------	-------------

Auxiliary Contacts

1

	Description	 		For Use With NEMA Sizes	Cat. No.	Bifurcated Auxiliary Contact Cat. No.		
		N.O.	N.C.					
 	Auxiliary Contact Blocks for Front Mounting* - 2- and 4-pole - Quick and easy mounting without tools - Electronic-compatible contacts down to 17V, 5 mA - Mechanically linked performance between N.O. and N.C. poles and to the main contactor poles (except for L types) - Models with equal function with several terminal numbering choices L = Late break N.C./early make N.O.	0	2	0...3	100-FA02	100-FAB02		
		1	1		100-FA11	100-FAB11		
		2	0		100-FA20	100-FAB20		
				1L	1L		100-FBL11	—
				0	4		100-FA04	100-FAB04
				1	3		100-FA13	100-FAB13
				2	2		100-FA22	100-FAB22
				3	1		100-FA31	100-FAB31
				4	0		100-FA40	100-FAB40
				1+1L	1+1L		100-FAL22	—
 	Auxiliary Contact Blocks for Side Mounting with Sequence Terminal Designations* - 1- and 2-pole - Two-way numbering for right or left mounting on the contactor - Quick and easy mounting without tools - Electronic-compatible contacts down to 17V, 10 mA - Mirror contact performance to the main contactor poles L = Late break N.C./early make N.O.	0	1	0...3	100-SB01	—		
		1	0		100-SB10	—		
				0	2		100-SB02	—
				1	1		100-SB11	—
				2	0		100-SB20	—
				1L	1L		100-SBL11	—

* Max. number of auxiliary contacts that may be mounted:
 AC coil contactors — max. 4 N.O. contacts on the front of the contactor, 2 N.O. contacts on the side, 4 N.C. front or side, 6 total.
 DC coil contactors — max. 4 N.O. contacts on the front of the contactor or max 2 N.O. contacts on the side, 4 N.C. front or side, 4 total.

	Description	 		Connection Diagram	For Use With NEMA Sizes	Cat. No.
		No. of N.O. Contacts	No. of N.C. Contacts			
 	Auxiliary Contacts Side mounted With sequence terminal designations	1	1		4...5 Left/Right inside mounting	100-DS1-11
		1	1		4...5 Left/Right outside mounting	100-DS2-11
		1	1L		4...5 Left/Right inside mounting	100-DS1-L11
		2	0			100-DS1-20
		2	0		4...5 Left/Right outside mounting	100-DS2-20
		1	1		4...5 Left/Right inside mounting	100-DS1-B11