

# Product Details and Certifications

## Cross Reference RA Part Number: 100-FPTA30 B

 **Product: 100-FPTA30**

Description: Pneumatic Timing Module, ON-Delay (.3 sec. - 30 sec.)



Representative Photo Only (actual product may vary based on configuration sections)

### ***ACCESSORY SELECTION***

---





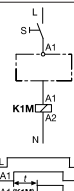
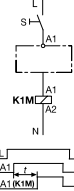

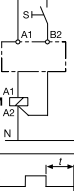
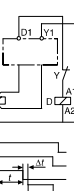

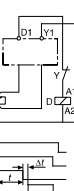



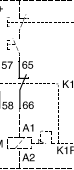
Bulletin Number	100-F IEC Contactor Accessories
Accessory Selection	Individual Accessory Selection

### ***DIMENSIONS AND WEIGHT***

---

Weight ( Kg / Lbs )	0.00 / 0.00
---------------------	-------------

Control Modules (For 100-C09...C97 contactors)

	Description	Connection Diagrams	For Use With	Cat. No.	
	<b>Pneumatic Timing Modules</b> • Pneumatic timing element contacts switch after the delay time. The contacts on the main control relay continue to operate without delay.		100-C or 700-CF with AC or 24V DC electronic coils ‡	100-FPTA30	
			1.8...180 s Range	100-FPTA180	
			0.3...30 s Range	100-C all, 700-CF all	100-FPTB30
			1.8...180 s Range	100-FPTB180	
	<b>Electronic Timing Modules — On-Delay</b> Delay of the contactor or control relay solenoid. The contactor or control relay is energized at the end of the delay time.		100-C or 700-CF with 110...240V, 50/60 Hz or 110...250V DC coils	0.1...3 s Range	100-ETA3
				1...30 s Range	100-ETA30
				10...180 s Range	100-ETA180
			0.1...3 s Range 1...30 s Range 10...180 s Range	100-C or 700-CF with 24...48V DC coils	100-ETAZJ3
					100-ETAZJ30
					100-ETAZJ180
	<b>Electronic Timing Modules — Off-Delay</b> Delay of the contactor or control relay solenoid. After interruption of the control signal, the contactor or control relay is deenergized at the end of the delay time.		100-C09...C37 or 700-CF with 24V 50/60 Hz coils	0.3...3 s Range	100-ETBKJ3
				1...30 s Range	100-ETBKJ30
				10...180 s Range	100-ETBKJ180
			0.3...3 s Range 1...30 s Range 10...180 s Range	100-C or 700-CF with 110...240V 50/60 Hz coils	100-ETB3
					100-ETB30
					100-ETB180
	<b>Electronic Timing Modules</b> • Delay of the contactor solenoid. Contactor K 3 (Y) is de-energized (off) and K 2 (D) is energized (on) at the end of the set Y end time. (Switching delay at 50 ms.) • Continuous adjustment range • High repeat accuracy		100-C with 110...240V, 50/60 Hz coils	0.3...3 s Range	100-ETY30
				1...30 s Range	100-ETY30
	<b>Mechanical Interlocks</b> • For interlocking of two contactors. • Common interlock for all Bul. 100-C contactor sizes • Interlocking of different sizes possible • Mechanical and electrical interlocking possible in one module by means of integrated auxiliary contacts • 9 mm dovetail connector included		100-C (except 100-C40, -C90)	Mechanical only, without auxiliary contacts	100-MCA00
				Mechanical/electrical interlock with 2 N.C. auxiliary contacts	100-MCA02
	<b>Mechanical Latch</b> • Following contactor latching, the contactor coil is immediately de-energized (off) by the N.C. auxiliary contact (65-66). • Electrical or manual release • 1 N.O. + 1 N.C. auxiliary contacts • Suitable for all Bul. 100-C contactor sizes, 9...97 A		100-C with AC or 24V DC electronic coils (except 100-C90)	Maximum command duration 0.03...10 s 100-FL11⊗	

‡ Cannot be used with side-mounted auxiliary contacts on 700-CF DC relays.

⊗ Coil Voltage Code

The cat. no. as listed is incomplete. Select a voltage suffix code from the table below to complete the cat. no. Example: 120V, 60 Hz: Cat. No. 100-FL11⊗ becomes Cat. No. 100-FL11D.

Voltage* [V]	24	48	100	110	120	230...240	240	277	380...400	400...415	440	480
50 Hz	K	Y	KP	D	—	VA	KA	—	N	G	B	—
60 Hz	J	—	—	—	D	—	KA	T	—	—	N	B

\* For special voltages, consult your local Rockwell Automation sales office or Allen-Bradley distributor.