

Product Details and Certifications

Cross Reference RA Part Number: 100-SA10 B

 **Product: 100-SA10**

Description: Auxiliary Contact Block, Side Mounting, 1 N.O. 0 N.C.
Left / Right Side



Representative Photo Only (actual product may vary based on configuration sections)

ACCESSORY SELECTION



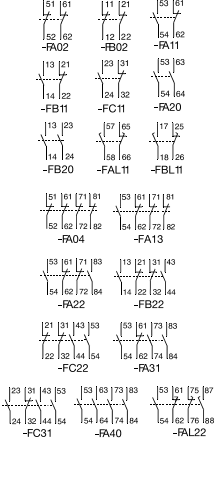

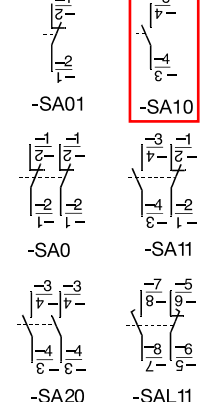

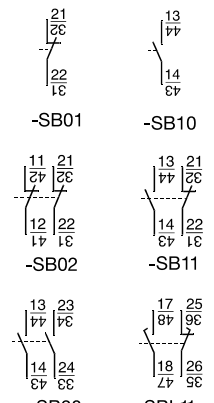
Bulletin Number	100-C Contactor Accessories
Accessory Selection	Individual Accessory Selection

APPLICATION DATA

For Use with	Contactors 100-C all
--------------	----------------------

Auxiliary Contacts (For 100-C09...C97 contactors)

2

	Description			Connection Diagrams	For Use With	Standard Auxiliary Contact Cat. No. ‡	Bifurcated Auxiliary Contact Cat. No.		
		N.O.	N.C.						
 <p>Auxiliary Contact Blocks for Front Mounting*</p> <ul style="list-style-type: none"> • 2- and 4-pole • Quick and easy mounting without tools • Electronic-compatible contacts down to 17V, 5 mA • Mechanically linked performance between N.O. and N.C. poles and to the main contactor poles (except for L types) • Models with equal function with several terminal numbering choices • 1L = Late break N.C./early make N.O. • Bifurcated version for switching down to 5V, 3 mA also available 		0	2		100-C all	100-FA02	100-FAB02		
		1	1		C30®00...C97®00	100-FB02	100-FBB02		
		2	0		100-C all	100-FA11	100-FAB11		
		1L	1L		C30®00...C97®00	100-FB11	100-FBB11		
		0	4		C09®10...C23®10	100-FC11	100-FCB11		
		1	3		100-C all	100-FA20	100-FAB20		
		2	2		C30®00...C97®00	100-FB20	100-FBB20		
		3	1		100-C all	100-FAL11	—		
		4	0		C30®00...C97®00	100-FBL11	—		
		1+1L	1+1L		100-C all	100-FA04	100-FAB04		
	 <p>Auxiliary Contact Blocks for Side Mounting without Sequence Terminal Designations*</p> <ul style="list-style-type: none"> • 1- and 2-pole • Two-way numbering for right or left mounting on the contactor • Quick and easy mounting without tools • Electronic-compatible contacts down to 17V, 10 mA • Mirror contact performance to the main contactor poles • 1L = Late break N.C./early make N.O. 		0		1		100-C all	100-SA01	—
			1		0		100-C all	100-SA10	←
		0	2	100-C all	100-SA02		—		
		1	1	100-C all	100-SA11		—		
		2	0	100-C all	100-SA20		—		
		1L	1L	100-C all	100-SAL11		—		
 <p>Auxiliary Contact Blocks for Side Mounting with Sequence Terminal Designations*</p> <ul style="list-style-type: none"> • 1- and 2-pole • Two-way numbering for right or left mounting on the contactor • Quick and easy mounting without tools • Electronic-compatible contacts down to 17V, 10 mA • Mirror contact performance to the main contactor poles • 1L = Late break N.C./early make N.O. 		0	1		100-C	100-SB01	—		
		1	0		100-C*	100-SB10	—		
		0	2		100-C*	100-SB02	—		
		1	1		100-C*	100-SB11	—		
		2	0		100-C*	100-SB20	—		
		1L	1L		100-C*	100-SBL11	—		

* Max. number of auxiliary contacts that may be mounted:

AC and 24V DC electronic coil contactors — max. 4 N.O. contacts on the front of the contactor, 2 N.O. contacts on the side, 4 N.C. front or side, 6 total.
 DC coil contactors — max. 4 N.O. contacts on the front of the contactor or max 2 N.O. contacts on the side, 4 N.C. front or side, 4 total.

* Double numbering — Left-side mounting only is recommended for **Cat. No. 100-C09...100-C23** due to double numbering.

‡ For screwless terminals (front mount only), insert "CR" after the "100-" in the catalog number. Example: **Cat. No. 100-FA02** becomes **Cat. No. 100-CRFA02**.

