

Product Details and Certifications

Cross Reference RA Part Number: 100-SB11 B



Product: **100-SB11**

Description: Auxiliary Contact Block, Side Mounting, 1 N.O. 1 N.C.
Left / Right Side



Representative Photo Only (actual product may vary based on configuration sections)

ACCESSORY SELECTION



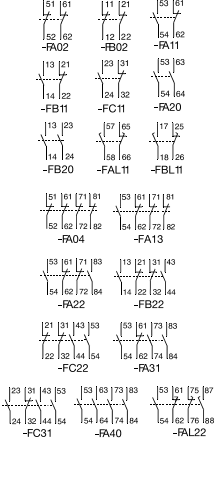

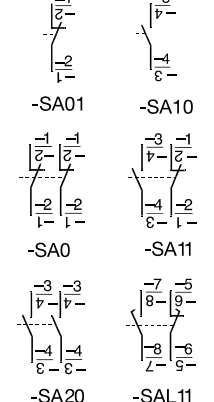

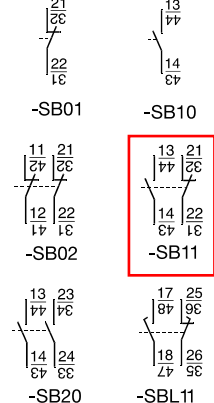
Bulletin Number	100-C Contactor Accessories
Accessory Selection	Individual Accessory Selection

APPLICATION DATA

For Use with	Contactors 100-C
--------------	------------------

Auxiliary Contacts (For 100-C09...C97 contactors)

2

	Description			Connection Diagrams	For Use With	Standard Auxiliary Contact Cat. No. ‡	Bifurcated Auxiliary Contact Cat. No.
		N.O.	N.C.				
 <p>Auxiliary Contact Blocks for Front Mounting*</p> <ul style="list-style-type: none"> • 2- and 4-pole • Quick and easy mounting without tools • Electronic-compatible contacts down to 17V, 5 mA • Mechanically linked performance between N.O. and N.C. poles and to the main contactor poles (except for L types) • Models with equal function with several terminal numbering choices • 1L = Late break N.C./early make N.O. • Bifurcated version for switching down to 5V, 3 mA also available 		0	2		100-C all	100-FA02	100-FAB02
		1	1		C30⊗00...C97⊗00	100-FB02	100-FBB02
		2	0		100-C all	100-FA11	100-FAB11
		1L	1L		C30⊗00...C97⊗00	100-FB11	100-FBB11
		0	4		C09⊗10...C23⊗10	100-FC11	100-FCB11
		1	3		100-C all	100-FA20	100-FAB20
		2	2		C30⊗00...C97⊗00	100-FB20	100-FBB20
		3	1		100-C all	100-FAL11	—
		4	0		C30⊗00...C97⊗00	100-FBL11	—
		1+1L	1+1L		100-C all	100-FA04	100-FAB04
					100-C all	100-FA13	100-FAB13
					100-C all	100-FA22	100-FAB22
 <p>Auxiliary Contact Blocks for Side Mounting without Sequence Terminal Designations*</p> <ul style="list-style-type: none"> • 1- and 2-pole • Two-way numbering for right or left mounting on the contactor • Quick and easy mounting without tools • Electronic-compatible contacts down to 17V, 10 mA • Mirror contact performance to the main contactor poles • 1L = Late break N.C./early make N.O. 		0	1		100-C all	100-SA01	—
		1	0		100-C all	100-SA10	—
		0	2		100-C all	100-SA02	—
		1	1		100-C all	100-SA11	—
		2	0		100-C all	100-SA20	—
		1L	1L		100-C all	100-SAL11	—
 <p>Auxiliary Contact Blocks for Side Mounting with Sequence Terminal Designations*</p> <ul style="list-style-type: none"> • 1- and 2-pole • Two-way numbering for right or left mounting on the contactor • Quick and easy mounting without tools • Electronic-compatible contacts down to 17V, 10 mA • Mirror contact performance to the main contactor poles • 1L = Late break N.C./early make N.O. 		0	1		100-C	100-SB01	—
		1	0		100-C*	100-SB10	—
		0	2		100-C*	100-SB02	—
		1	1		100-C*	100-SB11	100-SB11
		2	0		100-C*	100-SB20	—
		1L	1L		100-C*	100-SBL11	—

* Max. number of auxiliary contacts that may be mounted:
 AC and 24V DC electronic coil contactors — max. 4 N.O. contacts on the front of the contactor, 2 N.O. contacts on the side, 4 N.C. front or side, 6 total.
 DC coil contactors — max. 4 N.O. contacts on the front of the contactor or max 2 N.O. contacts on the side, 4 N.C. front or side, 4 total.

⊗ Double numbering — Left-side mounting only is recommended for Cat. No. 100-C09...100-C23 due to double numbering.

‡ For screwless terminals (front mount only), insert "CR" after the "100-" in the catalog number. Example: Cat. No. 100-FA02 becomes Cat. No. 100-CRFA02.

