

# Product Details and Certifications

**Cross Reference RA Part Number: PN-49654**

**Product: 100L-C20ND12**

Description: Lighting Contactor, IEC, Electrically Held, Open, 12 Poles,  
110V 50Hz / 120V 60Hz



Representative Photo Only (actual product may vary based on configuration sections)

## **CONTACTOR DATA**

---

Bulletin Number	100L- IEC Electrically Held Lighting Contactor
Current Rating	20 A
Coil Voltage	110V 50Hz / 120V 60Hz
Number of Poles	12 Poles
Auxiliary Hold-In Contacts	No
Enclosure Type	Open Type

## **CERTIFICATIONS AND APPROVALS**

---

UL

CSA







cULus

CE

For UL Certifications Directory:



<http://database.ul.com/cgi-bin/XYV/template/LISEXT/1FRAME/index.htm>

Lighting Contactors

						
<b>Bulletin</b>	<b>100L</b>	500LC	500LG	500FL	500L	500LP
<b>Contactor Type</b>	IEC	NEMA	NEMA	NEMA	NEMA	NEMA
<b>Features</b>	<ul style="list-style-type: none"> <li>Multi-pole</li> <li>Electrically held</li> </ul>	<ul style="list-style-type: none"> <li>Multi-pole</li> <li>Mechanically held</li> </ul>	<ul style="list-style-type: none"> <li>Multi-pole</li> <li>Electrically or mechanically held</li> <li>RoHS Compliant</li> <li>IP1X/IP2X</li> </ul>	<ul style="list-style-type: none"> <li>Feed-through wiring</li> <li>Electrically held</li> </ul>	<ul style="list-style-type: none"> <li>Top wiring</li> <li>Electrically held</li> </ul>	<ul style="list-style-type: none"> <li>Top wiring</li> <li>Permanent magnetic latch</li> </ul>
<b>Continuous Ampere Rating [A]</b>	20	20 (Ballast, Tungsten) 30 (General)	30 (Ballast, General)	20...300	5...2250	15...300
<b>1φ, 1 or 2 Power Poles</b>	20 A 277V Max 15 A 347V Max	347V Max. (Ballast) 250V Max. (Tungsten)	347V Max. (Ballast) 277V Max. (Tungsten)	600V Max.	600V Max.	600V Max.
<b>3φ, 3 or 4 Power Poles</b>	20 A 480Y/277V Max 15 A 600Y/347V Max	600V Max. (Ballast) 250V Max. (Tungsten)	600V Max. (Ballast) 480V Max. (Tungsten)	600V Max.	600V Max.	600V Max.
<b>Enclosures (NEMA Type)</b>	IP42 (Type 1) IP66 (Type 3/4/12)	1, 3R, 4/4X, 12	Open, Type 1, 12	Open type	1, 3R/4/12, 4/4X, 7 & 9	1
<b>Standards</b>	<ul style="list-style-type: none"> <li>UL 508</li> <li>CSA C22.2, No. 14</li> </ul>	<ul style="list-style-type: none"> <li>UL 508</li> <li>CSA C22.2, No. 14</li> <li>Suited for UL 67 Listed Panelboards</li> </ul>	<ul style="list-style-type: none"> <li>UL 508</li> <li>CSA C22.2, No. 14</li> <li>CE Marked</li> <li>Suited for UL 67 listed panel boards</li> </ul>	<ul style="list-style-type: none"> <li>NEMA/EEMAC ICS2 (Industrial Controls and Systems)</li> <li>UL 508</li> <li>CSA C22.2, No. 14</li> <li>ABS 4/5.115</li> <li>USCG 46 CFR 111.70</li> <li>IEEE 45</li> </ul>	<ul style="list-style-type: none"> <li>NEMA/EEMAC ICS2 (Industrial Controls and Systems)</li> <li>UL 508</li> <li>CSA C22.2, No. 14</li> <li>ABS 4/5.115</li> <li>USCG 46 CFR 111.70</li> <li>IEEE 45</li> </ul>	<ul style="list-style-type: none"> <li>NEMA/EEMAC ICS2 (Industrial Controls and Systems)</li> <li>UL 508</li> <li>CSA C22.2, No. 14</li> </ul>
<b>Certifications</b>	<ul style="list-style-type: none"> <li>cULus Listed (File No. E14843, Guide No. NRNT, NRNT7)</li> <li>CE Marked</li> </ul>	<ul style="list-style-type: none"> <li>UL Listed (File No. E14843, Guide No. NRNT)</li> <li>CSA Certified (File LR1234)</li> </ul>	<ul style="list-style-type: none"> <li>cULus Listed (File No. E14843, Guide No. NRNT, NRNT7)</li> <li>CE Marked</li> </ul>	<ul style="list-style-type: none"> <li>UL Listed (File No. E14843; Guide No. NRNT File No. E10314)</li> <li>CSA Certified (LR1234)</li> <li>CE Marked (Per EN 60947-4-1)</li> <li>American Bureau of Shipping (ABS)</li> </ul>	<ul style="list-style-type: none"> <li>UL Listed (File No. E14843; Guide No. NRNT File No. E91593, Guide No. WTEV)</li> <li>CSA Certified (LR1234)</li> <li>CE Marked (Per EN 60947-4-1)</li> <li>American Bureau of Shipping (ABS)</li> </ul>	<ul style="list-style-type: none"> <li>UL Listed (File No. E14843; Guide No. NRNT)</li> <li>CSA Certified (LR1234)</li> <li>American Bureau of Shipping (ABS)</li> </ul>
<b>Product Selection</b>	<b>Page 6-3</b>	<b>Page 6-6</b>	<b>Page 6-11</b>	<b>Page 6-19</b>	<b>Page 6-17</b>	<b>Page 6-20</b>


6

Combination Lighting Contactors

		
<b>Bulletin</b>	502L	503L
<b>Contactor Type</b>	NEMA	NEMA
<b>Features</b>	Combination lighting contactor	Combination lighting contactor
<b>Disconnecting Means</b>	Disconnect switch	Thermal magnetic circuit breaker
<b>Continuous Ampere Rating [A]</b>	15...300	15...300
<b>Enclosures (NEMA Type)</b>	1, 3R/4/12, 4/4X	1, 3R/4/12, 4/4X
<b>Standards</b>	<ul style="list-style-type: none"> <li>UL 508</li> <li>CSA C22.2, No. 14</li> </ul>	<ul style="list-style-type: none"> <li>UL 508</li> <li>CSA C22.2, No. 14</li> </ul>
<b>Certifications</b>	<ul style="list-style-type: none"> <li>cULus Listed</li> </ul>	<ul style="list-style-type: none"> <li>cULus Listed</li> </ul>
<b>Product Selection</b>	<b>Page 6-21</b>	<b>Page 6-23</b>

# IEC AC Electrically Held Lighting Contactors

Product Overview/Product Selection



## Bulletin 100L Electrically Held Lighting Contactors

- Electrically held
- 20 A rating
- 4-, 8-, and 12-pole configurations
- Open or enclosed
- CSA Certified, cULus Listed

Bulletin 100L lighting contactors have been designed to control a variety of lighting loads. The product offering includes 4-, 8-, and 12-pole contactors with or without enclosures. The Bulletin 100L line of lighting contactors has been designed with a 20 A rating for all popular lighting loads and other non-motor applications including tungsten filament lighting loads, electric discharge (fluorescent) loads, electric furnaces, and electric water heaters. In addition these contactors have been designed to meet the requirements of both CSA and UL.

Your order must include: cat. no. of the contactor specified with coil voltage code and, if required, cat. no. of any accessories

## Table of Contents

Product Selection..... this page  
 Specifications..... this page  
 Wiring Diagram..... this page  
 Approximate Dimensions..... 6-5

## Standards Compliance

CSA C22.2, No. 14  
 UL 508  
 Meets the material restrictions for European Directive 2002/95/IEC-EU-RoHS

## Certifications

CE Marked  
 cULus Listed (File No. E14843; Guide NRNT, NRNT7)

## Product Selection

Enclosure Type Rating	No. of Poles*	Cat. No.
Open	4	<b>100L-C20NØ4</b>
	8	<b>100L-C20NØ8</b>
	12	<b>100L-C20NØ12</b>
IP42 (Type 1) (with lift-off cover)	4	<b>100L-C20AØ4</b>
	8	<b>100L-C20AØ8</b>
	12	<b>100L-C20AØ12</b>
IP66 (Type 3/4/12) (with hinged cover)	4	<b>100L-C20FØ4</b>
	8	<b>100L-C20FØ8</b>
	12	<b>100L-C20FØ12</b>

\* These contactors do not include an auxiliary hold-in contact. If a hold-in contact is required it can be ordered by adding a suffix **-90** to the cat. no. Example: **Cat. No. 100L-C20NJ4-90**.

## Specifications Ratings

Type of Load	Max. Current [A]	Max. AC Volts, Poles to Load*	
		1 for 1Ø	3 for 3Ø
Tungsten	20	277	480Y/277V
	15	347	600Y/347V
Ballast	20	277	480Y/277V
	15	347	600Y/347V
General Use Resistance Heating	30	600	600

\* 20 A, 250V DC max. with 3 poles in series.

## ⊗ Coil Voltage Code

The cat. no. as listed is incomplete. To complete the cat. no., select a coil voltage code from the chart below and insert into the cat. no. Example: **Cat. No. 100L-C20NØ4** becomes **Cat. No. 100L-C20NJ4**. For other voltages, consult your local Rockwell Automation sales office or Allen-Bradley distributor.

[V]	24	48	110	120	208	220	240	277	347	380... 400	415	440	480	500	600
AC, 50Hz	K	Y	D	P	A	T	—	—	—	N	G	B	—	M	—
AC, 60Hz	J	X	—	D	H	L	A	T	I	—	—	N	B	—	C

## Wiring Diagrams

