

Product Details and Certifications

Cross Reference RA Part Number: 100L-C20ND4 A



Product: 100L-C20ND4

Description: Lighting Contactor, IEC, Electrically Held, 4 Pole, 110V 50Hz
120V 60Hz, No Auxiliary Contacts



Representative Photo Only (actual product may vary based on configuration sections)







CONTACTOR DATA

Bulletin Number	100L- IEC Electrically Held Lighting Contactor
Current Rating	20 A
Coil Voltage	110V 50Hz / 120V 60Hz
Number of Poles	4 Poles
Auxiliary Hold-In Contacts	No
Enclosure Type	Open Type

CERTIFICATIONS AND APPROVALS



UL
CSA
cULus
CE

Lighting Contactors

						
Bulletin	100L	500LC	500LG	500FL	500L	500LP
Contactor Type	IEC	NEMA	NEMA	NEMA	NEMA	NEMA
Features	<ul style="list-style-type: none"> Multi-pole Electrically held 	<ul style="list-style-type: none"> Multi-pole Mechanically held 	<ul style="list-style-type: none"> Multi-pole Electrically or mechanically held RoHS Compliant IP1X/IP2X 	<ul style="list-style-type: none"> Feed-through wiring Electrically held 	<ul style="list-style-type: none"> Top wiring Electrically held 	<ul style="list-style-type: none"> Top wiring Permanent magnetic latch
Continuous Ampere Rating [A]	20	20 (Ballast, Tungsten) 30 (General)	30 (Ballast, General)	20...300	5...2250	15...300
1φ, 1 or 2 Power Poles	20 A 277V Max 15 A 347V Max	347V Max. (Ballast) 250V Max. (Tungsten)	347V Max. (Ballast) 277V Max. (Tungsten)	600V Max.	600V Max.	600V Max.
3φ, 3 or 4 Power Poles	20 A 480Y/277V Max 15 A 600Y/347V Max	600V Max. (Ballast) 250V Max. (Tungsten)	600V Max. (Ballast) 480V Max. (Tungsten)	600V Max.	600V Max.	600V Max.
Enclosures (NEMA Type)	IP42 (Type 1) IP66 (Type 3/4/12)	1, 3R, 4/4X, 12	Open, Type 1, 12	Open type	1, 3R/4/12, 4/4X, 7 & 9	1
Standards	<ul style="list-style-type: none"> UL 508 CSA C22.2, No. 14 	<ul style="list-style-type: none"> UL 508 CSA C22.2, No. 14 Suited for UL 67 Listed Panelboards 	<ul style="list-style-type: none"> UL 508 CSA C22.2, No. 14 CE Marked Suited for UL 67 listed panel boards 	<ul style="list-style-type: none"> NEMA/EEMAC ICS2 (Industrial Controls and Systems) UL 508 CSA C22.2, No. 14 ABS 4/5.115 USCG 46 CFR 111.70 IEEE 45 	<ul style="list-style-type: none"> NEMA/EEMAC ICS2 (Industrial Controls and Systems) UL 508 CSA C22.2, No. 14 ABS 4/5.115 USCG 46 CFR 111.70 IEEE 45 	<ul style="list-style-type: none"> NEMA/EEMAC ICS2 (Industrial Controls and Systems) UL 508 CSA C22.2, No. 14
Certifications	<ul style="list-style-type: none"> cULus Listed (File No. E14843, Guide No. NRNT, NRNT7) CE Marked 	<ul style="list-style-type: none"> UL Listed (File No. E14843, Guide No. NRNT) CSA Certified (File LR1234) 	<ul style="list-style-type: none"> cULus Listed (File No. E14843, Guide No. NRNT, NRNT7) CE Marked 	<ul style="list-style-type: none"> UL Listed (File No. E14843; Guide No. NRNT File No. E10314) CSA Certified (LR1234) CE Marked (Per EN 60947-4-1) American Bureau of Shipping (ABS) 	<ul style="list-style-type: none"> UL Listed (File No. E14843; Guide No. NRNT File No. E91593, Guide No. WTEV) CSA Certified (LR1234) CE Marked (Per EN 60947-4-1) American Bureau of Shipping (ABS) 	<ul style="list-style-type: none"> UL Listed (File No. E14843; Guide No. NRNT) CSA Certified (LR1234) American Bureau of Shipping (ABS)
Product Selection	Page 6-3	Page 6-6	Page 6-11	Page 6-19	Page 6-17	Page 6-20


6

Combination Lighting Contactors

		
Bulletin	502L	503L
Contactor Type	NEMA	NEMA
Features	Combination lighting contactor	Combination lighting contactor
Disconnecting Means	Disconnect switch	Thermal magnetic circuit breaker
Continuous Ampere Rating [A]	15...300	15...300
Enclosures (NEMA Type)	1, 3R/4/12, 4/4X	1, 3R/4/12, 4/4X
Standards	<ul style="list-style-type: none"> UL 508 CSA C22.2, No. 14 	<ul style="list-style-type: none"> UL 508 CSA C22.2, No. 14
Certifications	<ul style="list-style-type: none"> cULus Listed 	<ul style="list-style-type: none"> cULus Listed
Product Selection	Page 6-21	Page 6-23

IEC AC Electrically Held Lighting Contactors

Product Overview/Product Selection



Bulletin 100L Electrically Held Lighting Contactors

- Electrically held
- 20 A rating
- 4-, 8-, and 12-pole configurations
- Open or enclosed
- CSA Certified, cULus Listed

Bulletin 100L lighting contactors have been designed to control a variety of lighting loads. The product offering includes 4-, 8-, and 12-pole contactors with or without enclosures. The Bulletin 100L line of lighting contactors has been designed with a 20 A rating for all popular lighting loads and other non-motor applications including tungsten filament lighting loads, electric discharge (fluorescent) loads, electric furnaces, and electric water heaters. In addition these contactors have been designed to meet the requirements of both CSA and UL.

Your order must include: cat. no. of the contactor specified with coil voltage code and, if required, cat. no. of any accessories

Table of Contents

Product Selection..... this page
 Specifications..... this page
 Wiring Diagram..... this page
 Approximate Dimensions..... 6-5

Standards Compliance

CSA C22.2, No. 14
 UL 508
 Meets the material restrictions for European Directive 2002/95/IEC-EU-RoHS

Certifications

CE Marked
 cULus Listed (File No. E14843; Guide NRNT, NRNT7)

Product Selection

Enclosure Type Rating	No. of Poles*	Cat. No.
Open	4	100L-C20NØ4
	8	100L-C20NØ8
	12	100L-C20NØ12
IP42 (Type 1) (with lift-off cover)	4	100L-C20AØ4
	8	100L-C20AØ8
	12	100L-C20AØ12
IP66 (Type 3/4/12) (with hinged cover)	4	100L-C20FØ4
	8	100L-C20FØ8
	12	100L-C20FØ12

Specifications Ratings

Type of Load	Max. Current [A]	Max. AC Volts, Poles to Load*	
		1 for 1Ø	3 for 3Ø
Tungsten	20	277	480Y/277V
	15	347	600Y/347V
Ballast	20	277	480Y/277V
	15	347	600Y/347V
General Use Resistance Heating	30	600	600

* 20 A, 250V DC max. with 3 poles in series.

* These contactors do not include an auxiliary hold-in contact. If a hold-in contact is required it can be ordered by adding a suffix **-90** to the cat. no. Example: **Cat. No. 100L-C20NJ4-90**.

⊗ Coil Voltage Code

The cat. no. as listed is incomplete. To complete the cat. no., select a coil voltage code from the chart below and insert into the cat. no. Example: **Cat. No. 100L-C20NØ4** becomes **Cat. No. 100L-C20NJ4**. For other voltages, consult your local Rockwell Automation sales office or Allen-Bradley distributor.

[V]	24	48	110	120	208	220	240	277	347	380... 400	415	440	480	500	600
AC, 50Hz	K	Y	D	P	A	T	—	—	—	N	G	B	—	M	—
AC, 60Hz	J	X	—	D	H	L	A	T	I	—	—	N	B	—	C

Wiring Diagrams

