

# Product Details and Certifications

## Cross Reference RA Part Number: 104-D210ED24 B

 **Product: 104-D210ED24**

Description: 104-D Reversing Contactor. IEC, 210A, 110-130V 50/60Hz  
AC/DC Electronic Coil with Electronic Interface



Representative Photo Only (actual product may vary based on configuration sections)

### ***CONTACTOR DATA***

---

Bulletin Number	104-D Reversing Contactors
Current Rating	210A
Coil Voltage	110-130V 50/60Hz
Number of Phases	3 Phases
Coil Termination	Electronic Coil with Electronic Interface
Auxiliary Contact Configuration	2 N.O. / 4 N.C.

### ***CERTIFICATIONS AND APPROVALS***

---

UL  
CSA  
IEC  
CE  
CCC



**Bulletin 100-D — IEC Contactors**

- 63...500 kW @ 400V
- 75...600 Hp @ 460V
- 100...700 Hp @ 575V
- Electronic and conventional coils
  - AC & DC
  - Integrated PLC interface
  - Low power pick-up & hold-in
  - Wide voltage ranges
- Complete range of accessories
- Environmentally friendly
- Compact dimensions

The Bulletin 100-D/104-D contactor family, along with a wide range of common accessories and Bulletin 193 electronic overload relays, provides the most compact and flexible starter component system available.

Your order must include: cat. no. of the contactor specified with coil voltage code and, if required, cat. no. of any accessories and/or replacement coils.

**Table of Contents**

Product Selection ..... 2-148  
 Accessories..... 2-153  
 Specifications..... 2-158  
 Approximate  
 Dimensions..... 2-197

**Standards Compliance**

IEC 60947-4-1  
 IEC 60947 Type "2"  
 Coordination  
 CSA C22.2 No. 14  
 UL 508

**Certifications**

CE Marked  
 cULus Listed (File No. E  
 41850, Guide NLDX, NLDX7)  
 CCC (115...180 A -  
 conventional coil;  
 140...420 A - electronic coil)






**Catalog Explanation**

➔ 104 - D 210 ED 24  
                   a      b      c      d

a	Size of Contactor
b	Rated Current (A)
c	Coil Voltage and Frequency
d	Auxiliary Contacts Configuration

2 **Contactors**



					
Bulletin	100-K/104-K	100-C/104-C	100Q-C	100-D/104-D	100-G
<b>Screw Terminals</b>	✓	✓	✓	Thru-hole Threaded (630...860 A)	Thru-hole
<b>Spring Terminals</b>	✓ (5...9 A)	✓ (9...16 A)	—	—	—
<b>Max. Current <math>I_e</math></b>	12 A	97 A	37 A	860 A	1200 A
<b>Current Rating</b>	5...12 A	9...97 A	16, 32 A	115...860 A	550...1200 A
<b>Features</b>	<ul style="list-style-type: none"> <li>Mini-contactors</li> <li>Uniform panel mounting dimensions</li> <li>Panel mounting or mounting on 35 mm DIN Rail</li> <li>AC or DC coil control</li> <li>Made of environmentally friendly materials</li> </ul>	<ul style="list-style-type: none"> <li>Panel mounting or mounting on 35 mm DIN Rail</li> <li>AC or DC coil control</li> <li>Reversible coil terminals (line or load side)</li> <li>Common accessories</li> <li>Made of environmentally friendly materials</li> </ul>	<ul style="list-style-type: none"> <li>Panel mounting or mounting on 35 mm DIN Rail</li> <li>AC or DC coil control</li> <li>Reversible coil terminals (line or load side)</li> <li>Common accessories</li> <li>Made of environmentally friendly materials</li> </ul>	<ul style="list-style-type: none"> <li>Panel mounting only</li> <li>Made of environmentally friendly materials</li> <li>AC or DC coil control (conventional or electronic)</li> <li>Integrated PLC interface (electronic coil)</li> </ul>	<ul style="list-style-type: none"> <li>Panel mounting</li> <li>AC or DC coil control</li> <li>Horizontal or vertical interlock</li> <li>Latching</li> <li>4th pole</li> </ul>
<b>Contacts</b>	3 power poles with internal N.O. or N.C. auxiliary contact, or 4 power poles. Optional front-mounted 2- or 4-pole external auxiliary contact block.	3 power poles with internal N.O. or N.C. auxiliary contact or 4 power poles. Optional front- or side-mounted 1-, 2- or 4-pole external auxiliary contact block.	3 main poles with front-mount resistor elements. Optional side-mounted 1-, 2- or 4-pole external auxiliary contact block.	3 power poles with external N.O. and N.C. side-mounted auxiliary contact. Optional side-mounted 2-pole external auxiliary contact blocks	3 power poles with N.O. and N.C. front-mounted auxiliary contact. Optional 4th pole and auxiliary contacts
<b>Coil Voltages</b>	AC = 24...600V, 50/60Hz DC = 12...250V	AC = 12...600V, 50/60Hz DC = 9...250V	AC = 12...600V, 50/60Hz DC = 12...250V	<b>Conventional Coils</b> <b>Cat. Nos. 100-D115...D180</b> AC: 24...550V 50 Hz, 24...600V 60Hz, 100...277V 50/60Hz DC: 24...250V DC <b>Electronic Coils</b> <b>Cat. Nos. 100-D115...D300</b> AC: 24...500V 50/60 Hz DC: 24...255V DC <b>Cat. Nos. 100-D420</b> AC: 42...500V 50/60 Hz DC: 48...255V DC <b>Cat. Nos. 100-D630...D860</b> AC: 100...600V 50/60 Hz DC: 110...255V DC	AC = 110...480V, 50/60Hz DC = 100...440V
<b>Optional Overload Relays</b>	Electronic or bimetallic	Electronic or bimetallic	—	Electronic	Electronic
<b>Optional Accessories</b>	<ul style="list-style-type: none"> <li>Front-mount auxiliary contacts</li> <li>Surge suppressors</li> <li>Electronic timers</li> <li>Mechanical interlocks</li> </ul>	<ul style="list-style-type: none"> <li>Front or side-mount auxiliary contacts</li> <li>Surge suppressors</li> <li>Electronic or pneumatic timers</li> <li>Mechanical interlocks</li> <li>Mechanical latches</li> </ul>	<ul style="list-style-type: none"> <li>Side-mount auxiliary contacts</li> <li>Surge suppressors</li> <li>Electronic timers</li> </ul>	<ul style="list-style-type: none"> <li>Side-mount auxiliary contacts</li> <li>Surge suppressors</li> <li>IP20 terminal blocks</li> <li>Terminal shields</li> <li>Terminal covers</li> <li>Connecting components</li> <li>Terminal lugs</li> <li>Mechanical/electrical interlocks</li> </ul>	<ul style="list-style-type: none"> <li>Auxiliary contact</li> <li>4th pole</li> <li>Vertical interlock</li> <li>Horizontal interlock</li> <li>Mechanical latch</li> </ul>
<b>Standards/Certifications</b>	<ul style="list-style-type: none"> <li>UL</li> <li>CSA</li> <li>IEC</li> <li>CE Marked</li> <li>CCC</li> </ul>	<ul style="list-style-type: none"> <li>UL</li> <li>CSA</li> <li>IEC</li> <li>CE Marked</li> <li>CCC</li> </ul>	<ul style="list-style-type: none"> <li>UL</li> <li>CSA</li> <li>IEC</li> <li>CE Marked</li> </ul>	<ul style="list-style-type: none"> <li>UL</li> <li>CSA</li> <li>IEC</li> <li>CE Marked</li> <li>CCC (115...180 A - conventional coil; 140...420 A - electronic coil)</li> </ul>	<ul style="list-style-type: none"> <li>UL</li> <li>CSA</li> <li>IEC</li> <li>CE Marked</li> </ul>
<b>Product Selection</b>	Page 2-124	Page 2-129	Page 2-141	Page 2-147	Page 2-156



Bulletin 100-D/104-D  
**IEC Contactors**  
 Product Selection

**3-Pole AC-Operated Contactors**

- Conventional and Electronic AC Coils
- 3 Main Contacts
- Non-Reversing or Reversing



Cat. No. 100-D180...



Cat. No. 100-D420...

2

AC-3	AC-1	Switching of 3-phase motors — AC-2, AC-3										Auxiliary contacts		Non-Reversing Contactor Cat. No.	Reversing Contactor Cat. No.
		kW (50 Hz)						Hp (60 Hz)				N.O.	N.C.		
		230V	400V	415V	500V	690V	1000V	200V	230V	460V	575V				
												0	0	100-D115⊗00	—
115	250	37	63	66	80	110	63	40	40	75	100	1	1	100-D115⊗11	—
												2	4	—	104-D115⊗24
140	250	45	78	82	80	111	75	40	50	100	125	0	0	100-D140⊗00	—
												1	1	100-D140⊗11	—
												2	4	—	104-D140⊗24
180	250	57	101	105	100	135	90	50	60	150	150	0	0	100-D180⊗00	—
												1	1	100-D180⊗11	—
												2	4	—	104-D180⊗24
210	350	63	118	125	205	200	110	60	75	150	200	0	0	100-D210⊗00	—
												1	1	100-D210⊗11	—
												2	4	—	104-D210⊗24
250	350	80	140	150	250	250	132	75	100	200	250	0	0	100-D250⊗00	—
												1	1	100-D250⊗11	—
												2	4	—	104-D250⊗24
300	450	90	170	160	290	300	160	100	125	250	300	0	0	100-D300⊗00	—
												1	1	100-D300⊗11	—
												2	4	—	104-D300⊗24
420	540	132	238	250	420	425	220	150	175	350	400	0	0	100-D420⊗00	—
												1	1	100-D420⊗11	—
												2	4	—	104-D420⊗24
630	800	200	355	355	500	500	—	200	250	500	600	0	0	100-D630⊗00	—
												1	1	100-D630⊗11	—
												2	4	—	104-D630⊗24
860	1000	250	500	500	500	600	—	250	300	600	700	0	0	100-D860⊗00	—
												1	1	100-D860⊗11	—
												2	4	—	104-D860⊗24

⊗ Coil Voltage Codes for AC Control

Conventional Coil	[V]	24	48	100	110	120	200	208	220...230	230	240	277	380...400	415	440	480	500	550	600
100-D115...	50 Hz	K	Y	—	D	—	—	—	A	—	T	—	N	B	G	—	M	C	—
100-D180	60 Hz	J	X	—	—	D	—	H	—	—	A	T	—	—	N	B	—	—	C
100-D115	50/60 Hz	—	—	KP	KN	—	KG	—	KL	KF	KA	KT	—	—	—	—	—	—	—

Electronic Coil w/ El. Interface §	[V]	24	42...64	100	110...130	200	208...277	200...220	230...250	277	380...415	380...500	440...480	500
100-D95...100-D300	50/60 Hz	EJ♣	EY	ED	EG	EA	—	—	—	—	—	EN	—	—
100-D420	50/60 Hz	—	—	EP	ED	EG	EA	—	—	—	—	EN	—	—
100-D630...100-D860	50/60 Hz	—	—	EP	ED	EG	—	EG	EA	ET	EN	—	EB	EM

§ Signal voltage of the Cat. No. 100-D... electronic interface: nominal  $U_e$ : 24V DC/ $I_e$ : 15 mA

Pickup voltage: 13.0V DC...30.2V DC

Dropout Voltage: -3.0V DC...+5.0V DC

♣ Not available with 100/104-D300.

