

Product Details and Certifications

Cross Reference RA Part Number: PN-D13126

 **Product: 140G-G-SND**

Description: Frame G..J, Shunt Trip (SNT), 110-127VAC-110-125VDC



Representative Photo Only (actual product may vary based on configuration selections)

CIRCUIT BREAKER DATA

Bulletin Number	Bulletin 140G/140MG
Frame Size	G, H, I, J frame

ACCESSORY ITEMS

SNT and UVT, Left Side Mounting for User Assembled Part	Frame G..J, Shunt Trip (SNT), 110-127VAC-110-125VDC
---	---


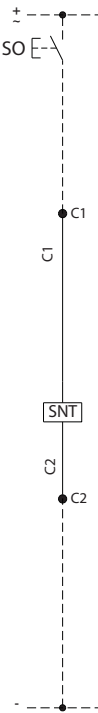


CERTIFICATIONS AND APPROVALS

UL	UL489
CSA	CSA22.2 No. 5
IEC	IEC 60947-2
Certifications	UL Listed CSA Certified CE
For UL Certifications Directory:	http://database.ul.com/cgi-bin/XYV/template/LISEXT/1FRAME/index.htm

Bulletin 140G
Molded Case Circuit Breakers
 Accessories

Shunt Trip (SNT)


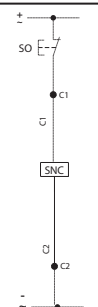
- Allows for remote tripping of the MCCB by applying control voltage to the shunt trip coil.
- Frames G, H, I, J, K, and M are supplied with pig-tail wiring (each terminal wire is marked).
- Frame N, NS, and R are wired internal to the breaker and terminated for connection using a 3-pin quick connector.

Description		Diagram	Frame Size	Cat. No.
 <p>Representative Photo</p>	12V DC		G, H, I, J	140G-G-SNR
	24...30V AC/DC			140G-G-SNJ
	48...60V AC/DC			140G-G-SNKY
	110...127V AC/110...125V DC			140G-G-SND
	220...240V AC/220...250V DC			140G-G-SNA
	380...440V AC			140G-G-SNB
 <p>Representative Photo</p>	480...525V AC		140G-G-SNC	
	12V DC		140G-K-SNR	
	24...30V AC/DC		140G-K-SNJ	
	48...60V AC/DC		140G-K-SNKY	
	110...127V AC/110...125V DC		140G-K-SND	
	220...240V AC/220...250V DC		140G-K-SNA	
 <p>Representative Photo</p>	380...440V AC		140G-K-SNB	
	480...525V AC		140G-K-SNC	
	24V AC/DC		140G-N-SNJ	
	48V AC/DC		140G-N-SNKY	
	110...120V AC/DC		140G-N-SND	
	220...240V AC/DC		140G-N-SNA	
	380...400V AC	140G-N-SNB		
	24V DC	140G-R-SNJ		
	48V AC/DC	140G-R-SNKY		
	110...120V AC/DC	140G-R-SND		
220...240V AC/DC	140G-R-SNA			
380...400V AC/DC	140G-R-SNB			

Shunt Close (SNC)

- For use with motorized versions of the NS- and R-Frame MCCB.
- Allows for remote closing of the MCCB when the spring motor is charged.

The shunt close unit is wired internal to the MCCB and terminated for connection using a 3-pin quick connect.

Description		Diagram	Frame Size	Cat. No.
 <p>Representative Photo</p>	24V AC/DC		NS	140G-NS-SNCJ
	48V AC/DC			140G-NS-SNCKY
	110...120V AC/DC			140G-NS-SNCD
	220...240V AC/DC			140G-NS-SNCA
	380...400V AC			140G-NS-SNCB
			24V DC	140G-R-SNCJ
			48V AC/DC	140G-R-SNCKY
			110...120V AC/DC	140G-R-SNCD
			220...240V AC/DC	140G-R-SNCA
			380...400V AC	140G-R-SNCB