


# Product Details and Certifications

Cross Reference RA Part Number: PN-D12949

 **Product: 140G-J-EXT3**

Description: Frame-J, Extend Terminal, 3 Pole, Qty 3



Representative Photo Only (actual product may vary based on configuration selections)

## ***CIRCUIT BREAKER DATA***

---

Bulletin Number	Bulletin 140G/140MG
Frame Size	J-Frame
Rated Current(A)	250 A
Number of Poles	3 Poles

## ***ACCESSORY ITEMS***

---


Extended Terminals	Frame-J, Extend Terminal, 3 Pole, Qty 3
--------------------	---

## ***CERTIFICATIONS AND APPROVALS***



---

UL	UL489
CSA	CSA22.2 No. 5
IEC	IEC 60947-2
Certifications	UL Listed
	CSA Certified
	CE
For UL Certifications Directory:	<a href="http://database.ul.com/cgi-bin/XYV/template/LISEXT/1FRAME/index.htm">http://database.ul.com/cgi-bin/XYV/template/LISEXT/1FRAME/index.htm</a>


**Extended Terminals**

 Representative Photo	Description	Frame Size	3-Pole Cat. No. (Pkg. Qty. 3)	4-Pole Cat. No. (Pkg. Qty. 4)
	<b>Extended Terminals</b> for busbar or ring type connection <ul style="list-style-type: none"> <li>G- &amp; I-frame supplied with 100 mm phase barrier</li> <li><b>H- &amp; J-frame supplied with insulator, 100 mm phase barrier, and terminal cover</b></li> <li>K- &amp; N-/NS-frame supplied with insulator and 100 mm phase barrier</li> <li>M-frame terminals only</li> </ul>	G	140G-G-EXT3	140G-G-EXT4
		H	140G-H-EXT3	140G-H-EXT4
		I	140G-I-EXT3	140G-I-EXT4
		<b>J</b>	<b>140G-J-EXT3</b>	140G-J-EXT4
		K	140G-K-EXT3	140G-K-EXT4
		M	140G-M-EXT3	140G-M-EXT4
		N, NS	140G-N-EXT3	140G-N-EXT4

**Spreader Terminals**

 Representative Photo	Description	Frame Size	3-Pole Cat. No. (Pkg. Qty. 3)	4-Pole Cat. No. (Pkg. Qty. 4)
	<b>Spreader Terminals</b> for busbar or ring type connection <ul style="list-style-type: none"> <li>G- &amp; I-frame supplied with 200 mm phase barrier</li> <li>H- &amp; J-frame supplied with insulator, 100 mm phase barrier, and terminal cover</li> <li>K- &amp; N-/NS-frame supplied with insulator and 100 mm phase barrier</li> <li>M- &amp; R-frame terminals only</li> </ul>		G	140G-G-EXS3
		H	140G-H-EXS3	140G-H-EXS4
		I	140G-I-EXS3	140G-I-EXS4
		J	140G-J-EXS3	140G-J-EXS4
		K	140G-K-EXS3	140G-K-EXS4
		M	—	140G-M-EXS4
		N, NS	—	140G-N-EXS4
 Representative Photo	<b>Top Spreader Terminals</b> for busbar or ring type connection <ul style="list-style-type: none"> <li>M-frame terminals only</li> </ul>	M	140G-M-EXSLI3	—
		N, NS	140G-N-EXSLI3	—
	<b>Bottom Spreader Terminals</b> for busbar or ring type connection <ul style="list-style-type: none"> <li>N-/NS-frame supplied with insulator and 100 mm phase barrier</li> </ul>	M	140G-M-EXSLO3	—
		N, NS	140G-N-EXSLO3	—

**Rear Terminals**

 Representative Photo	Description	Frame Size	3-Pole Cat. No. (Pkg. Qty. 3)	4-Pole Cat. No. (Pkg. Qty. 4)
	<b>Rear flat horizontal terminals</b>		N, NS	140G-N-TLH3
<b>Rear flat vertical terminals</b>		N, NS	140G-N-TLV3	140G-N-TLV4
		R ★	140G-R-TLV3	140G-R-TLV4

★ 2000 A and 2500 A MCCBs only.