


Product Details and Certifications

Cross Reference RA Part Number: PN-D13169



Product: **140G-R-UVD**

Description: UnderVoltage Release, 110-120VAC 110-120VDC



Representative Photo Only (actual product may vary based on configuration sections)

CIRCUIT BREAKER DATA







Bulletin Number	140G/140MG
Rating / Frame Size	R-Frame

ACCESSORY ITEMS

Undervoltage Release	Frame R, Undervoltage Release, 110-120V AC DC
----------------------	---

Undervoltage Release (UVR)


- Opens the MCCB when supply voltage drops below 0.7 of the UV relay, with a trip rating from 0.7...0.35.
- The MCCB can be reset when the supply voltage is higher than 0.85 of the relay rating.
- When the UV is de-energized it is not possible to close the main contacts on the MCCB.
- R Resistor is supplied with the MCCB when reset is required.

Description		Diagram	Frame Size	Cat. No.		
 Representative Photo	24...30V AC/DC		G, H, I, J	140G-G-UVJ		
	48V AC/DC			140G-G-UVR		
	60V AC/DC			140G-G-UVKY		
	110...127V AC/110...125V DC			140G-G-UVD		
	220...240V AC/220...250V DC			140G-G-UVA		
	380...440 V AC			140G-G-UVB		
 Representative Photo	480...525 V AC			K, M	140G-G-UVC	
	24...30V AC/DC				140G-K-UVJ	
	48V AC/DC				140G-K-UVR	
	60V AC/DC				140G-K-UVKY	
	110...127V AC/110...125V DC				140G-K-UVD	
	220...240V AC/220...250V DC				140G-K-UVA	
380...440 V AC	140G-K-UVB					
 Representative Photo	480...525 V AC				N, NS	140G-K-UVC
	24V AC/DC					140G-N-UVJ
	60V AC/DC					140G-N-UVKY
	110...120V AC/DC					140G-N-UVD
	220...240V AC/DC					140G-N-UVA
	380...400V AC	140G-N-UVB				
	415...440V AC	140G-N-UVC				
	24V DC	140G-R-UVJ				
	60V AC/DC	140G-R-UVKY				
	110...120V AC/DC	140G-R-UVD				
	220...240V AC/DC	140G-R-UVA				
	380...400V AC	140G-R-UVB				
440...480V AC	140G-R-UVC					

Residual Current Release Module (IEC Only)

The residual current release module provides protection against low levels of earth (ground) fault currents. It continuously monitors the state of the insulation, with adjustability to provide protection from direct and indirect contact. Compliant with IEC 60947-2 annex B, IEC 61000 for protection against unwarranted tripping.

- Alarm & Trip indication
- 0.03 A with 0.0 s override
- Current adjustment: 0.5...10 A
- Time adjustment: 0.0...3 s
- Test

 Representative Photo	Frame Size	3-Pole Cat. No.	4-Pole Cat. No.
	G	140G-G-ELP1603	140G-G-ELP1604
	H	—	140G-H-ELP1604
	I	140G-I-ELP2503	140G-I-ELP2504
	J	—	140G-J-EP2504
	K	—	140G-K-ELP