

Product Details and Certifications

Cross Reference RA Part Number: 1492-100Y B

 **Product: 1492-100Y**

Description: 1492 Power Block, Standard Feed-Through/Splicer Block, 1-Pole,
Aluminum, 1 Opening Line Side, 1 Opening Load Side, 175 Amps



Representative Photo Only (actual product may vary based on configuration sections)

POWER BLOCK DATA

Bulletin Number	1492 Power Block
Base Block Type	Standard Feed-Through/Splicer Block
Number of Poles	1-Pole
Connector Material	Aluminum
Openings per Pole (Line Side)	1 Opening
Openings per Pole (Load Side)	1 Opening
Current Rating (per Pole)	175 Amps
Marking Strips	Single White Strip Provided

CERTIFICATIONS AND APPROVALS

UL
CE
CSA

For UL Certifications Directory:

<http://database.ul.com/cgi-bin/XYV/template/LISEXT/IFRAME/index.htm>

Mini Blocks

- Rated at 600V AC/DC, 115 A; these blocks offer high current-carrying capacity in a very small package to save on panel space
- Two configurations available: 3-pole feed-through with 1 line opening and 1 load opening per pole; 3-pole power distribution with 1 line opening and 4 load openings per pole
- Insulating material max. temperature: 257 °F (125 °C)

Open-Style Power Distribution and Splicer Blocks (with Aluminum or Copper Connectors)

- Rated at 600V AC/DC, 175...760 A
- 1- and 3-pole configurations
- 1 or 2 line openings per pole, 1, 2, 4, 6, 8, or 12 load openings per pole
- Insulating material max. temperature: 302 °F (150 °C)













Enclosed Power Distribution Blocks (with Aluminum or Copper Connectors)

- IP20 from the front
- Rated at 600V AC/DC, 175...510 A
- Single-pole devices; gangable to create multi-pole solutions
- 1 or 2 line openings per pole, 1, 2, 4, or 8 load openings per pole
- Insulating material max. temperature: 257 °F (125 °C)

Power Distribution Blocks with Feeder Spacing, High SCCR and Front Barrier (with Aluminum Connectors)

- Three-pole devices
- 1 line opening per pole, 1, 4, 6, 9, or 12 load openings per pole
- Insulating material max. temperature: 302 °F (150 °C)

Open Style Block with Aluminum Connectors

Cat. No.	No. of Poles	Amperage	Line			Load			Power Block Cover
			Connector Config.	Wire Range for Line	Wires Per Pole for Line	Connector Config.	Wire Range for Load	Wires Per Pole for Load	Cat. No.
Mini-Blocks									
1492-PDM3111	3	115		#2...14 AWG (35...2.5 mm ²)	1		#2...14 AWG (35...2.5 mm ²)	1	1492-PBC9
1492-PDM3141	3	115		#2...14 AWG (35...2.5 mm ²)	1		#10...18 AWG (6...0.75 mm ²)	4	1492-PBC9
Open-Style — Aluminum Connector									
1492-50Y	1	115		#2...14 AWG (35...2.5 mm ²)	1		#2...14 AWG (35...2.5 mm ²)	1	1492-PBC4
1492-50X	3	115		#2...14 AWG (35...2.5 mm ²)	1		#2...14 AWG (35...2.5 mm ²)	1	1492-PBC1
1492-100Y	1	175		2/0...#14 AWG (70...2.5 mm²)	1		2/0...#14 AWG (70...2.5 mm²)	1	1492-PBC4
1492-50 XF	3	175		2/0...#14 AWG (70...2.5 mm ²)	1		1/4" Tap w/Binding Screw	1	1492-PBC1



Approximate Dimensions

Dimensions are in inches (millimeters). Dimensions are not intended to be used for manufacturing purposes.

Figure 1

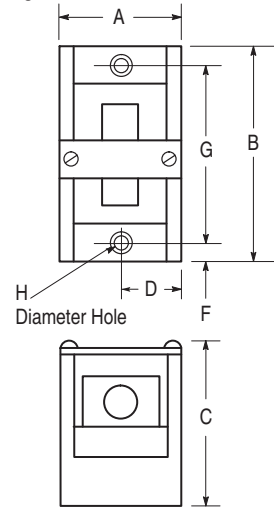


Figure 2

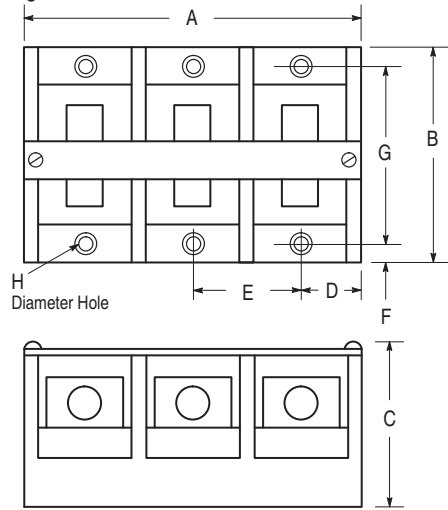
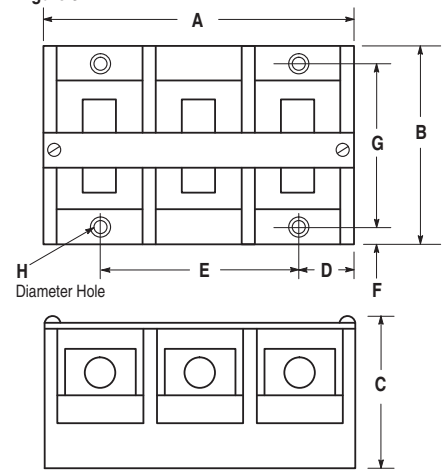


Figure 3



Cat. No.	Figure	A	B	C	D	E	F	G	H
1492-PDM3111	3*	2.03 (51.56)	2.29 (58.17)	1.62 (41.15)	0.38 (9.68)	1.27 (32.26)	0.19 (4.83)	1.93 (49.02)	0.201 (5.11)
1492-PDM3141	3*	2.03 (51.56)	2.29 (58.17)	1.62 (41.15)	0.38 (9.68)	1.27 (32.26)	0.19 (4.83)	1.93 (49.02)	0.201 (5.11)
1492-50Y	1	1.13 (28.7)	2.88 (73.15)	1.88 (47.8)	0.56 (14.22)	—	0.31 (7.87)	2.25 (57.15)	0.205 (5.21)
1492-100Y	1	1.13 (28.7)	2.88 (73.15)	1.88 (47.8)	0.56 (14.22)	—	0.31 (7.87)	2.25 (57.15)	0.205 (5.21)
1492-50X	3	2.75 (69.85)	2.88 (73.15)	1.88 (47.8)	0.56 (14.22)	1.62 (41.2)	0.31 (7.87)	2.25 (57.15)	0.205 (5.21)
1492-100X	3	2.75 (69.85)	2.88 (73.15)	1.88 (47.8)	0.56 (14.22)	1.62 (41.2)	0.31 (7.87)	2.25 (57.15)	0.205 (5.21)
1492-50XF	3	2.75 (69.85)	2.88 (73.15)	1.88 (47.8)	0.56 (14.22)	1.62 (41.2)	0.31 (7.87)	2.25 (57.15)	0.205 (5.21)
1492-50YF	1	1.13 (28.7)	2.88 (73.15)	1.88 (47.8)	0.56 (14.22)	—	0.31 (7.87)	2.25 (57.15)	0.205 (5.21)
1492-PD3C111	3	2.75 (69.85)	2.88 (73.15)	1.88 (47.8)	0.56 (14.22)	1.62 (41.2)	0.31 (7.87)	2.25 (57.15)	0.205 (5.21)
1492-PD3C141	3	2.75 (69.85)	2.88 (73.15)	1.88 (47.8)	0.56 (14.22)	1.62 (41.2)	0.31 (7.87)	2.25 (57.15)	0.205 (5.21)
1492-PD3141	3	2.75 (69.85)	2.88 (73.15)	1.88 (47.8)	0.56 (14.22)	1.62 (41.2)	0.31 (7.87)	2.25 (57.15)	0.205 (5.21)
1492-BE	1	1.94 (49.28)	4 (101.6)	2.72 (69.1)	0.97 (24.64)	—	0.31 (7.87)	3.38 (85.85)	0.203 (5.16)
1492-PD3C112	2	5 (127)	4 (101.6)	2.72 (69.1)	0.97 (24.64)	1.53 (38.86)	0.31 (7.87)	3.38 (85.85)	0.203 (5.16)
1492-PD3113	2	5 (127)	4 (101.6)	2.72 (69.1)	0.97 (24.64)	1.53 (38.86)	0.31 (7.87)	3.38 (85.85)	0.203 (5.16)
1492-PD3263	2	5 (127)	4 (101.6)	2.72 (69.1)	0.97 (24.64)	1.53 (38.86)	0.31 (7.87)	3.38 (85.85)	0.203 (5.16)
1492-PD3163	2	5 (127)	4 (101.6)	2.72 (69.1)	0.97 (24.64)	1.53 (38.86)	0.31 (7.87)	3.38 (85.85)	0.203 (5.16)
1492-PD3C163	2	5 (127)	4 (101.6)	2.72 (69.1)	0.97 (24.64)	1.53 (38.86)	0.31 (7.87)	3.38 (85.85)	0.203 (5.16)
1492-PD3C263	2	5 (127)	4 (101.6)	2.72 (69.1)	0.97 (24.64)	1.53 (38.86)	0.31 (7.87)	3.38 (85.85)	0.203 (5.16)
1492-BF	1	2.28 (57.91)	4.75 (120.65)	2.92 (74.2)	1.12 (28.45)	—	0.31 (7.87)	4.13 (104.9)	0.203 (5.16)
1492-PD3183	2	6.04 (153.42)	4.75 (120.65)	2.92 (74.2)	1.12 (28.45)	1.88 (47.75)	0.31 (7.87)	4.13 (104.9)	0.203 (5.16)
1492-BG	1	3.17 (80.25)	5.50 (139.7)	3.23 (82.0)	1.58 (40.13)	—	0.38 (9.68)	4.75 (120.65)	0.265 (6.73)
1492-PD31123	2	8.54 (216.92)	5.50 (139.7)	3.23 (82.0)	1.58 (40.13)	2.69 (68.58)	0.38 (9.68)	4.75 (120.65)	0.265 (6.73)
1492-PD3287	2	8.54 (216.92)	5.50 (139.7)	3.23 (82.0)	1.58 (40.13)	2.69 (68.58)	0.38 (9.68)	4.75 (120.65)	0.265 (6.73)
1492-PD32127	2	8.54 (216.92)	5.50 (139.7)	3.23 (82.0)	1.58 (40.13)	2.69 (68.58)	0.38 (9.68)	4.75 (120.65)	0.265 (6.73)
1492-PD3226	2	8.54 (216.92)	5.50 (139.7)	3.23 (82.0)	1.58 (40.13)	2.69 (68.58)	0.38 (9.68)	4.75 (120.65)	0.265 (6.73)
1492-PD3C2127	2	8.54 (216.92)	5.50 (139.7)	3.23 (82.0)	1.58 (40.13)	2.69 (68.58)	0.38 (9.68)	4.75 (120.65)	0.265 (6.73)
1492-PD3C287	2	8.54 (216.92)	5.50 (139.7)	3.23 (82.0)	1.58 (40.13)	2.69 (68.58)	0.38 (9.68)	4.75 (120.65)	0.265 (6.73)

* No marker strip.

