

# Product Details and Certifications

## Cross Reference RA Part Number: 1492-25T A

 **Product: 1492-25T**

Description: 1492 Panel Mount Block, , High temperature, 1-Pole,  
wire clamp, 45 Amp, (Qty. of 100)

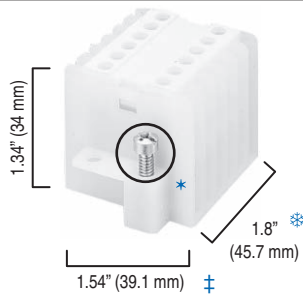
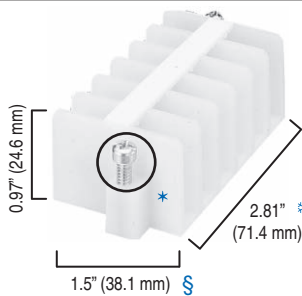
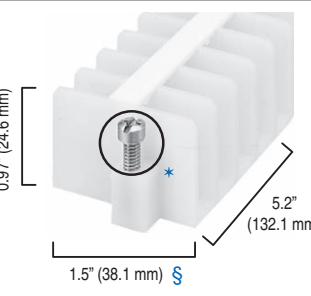


Representative Photo Only (actual product may vary based on configuration sections)

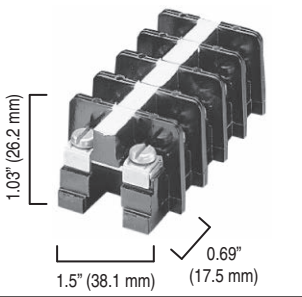
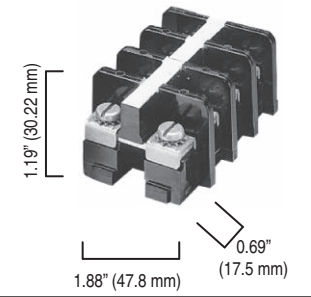
### ***PANEL BLOCK MOUNT DATA***

---

Bulletin Number	1492 Terminal Block
Base Block Type	High Temperature
Number of Poles	1 Pole
Terminal Type	Wire Clamp
Wire Range	#16 - #10 AWG
Voltage Rating	600V AC/DC
Maximum Current (per pole)	45 Amps

	1492-HC6	1492-HJ86	1492-HJ812			
Dimensions are not intended to be used for manufacturing purposes.						
<b>Specifications</b>	High-density 6-pole panel mount terminal block. Can be interconnected to make 12- and 18-pole units.	Standard 6-pole panel mount block. Screw terminal with wire clamp.	Standard 12-pole panel mount block. Screw terminal with wire clamp.			
Certifications						
Voltage Rating	600V AC/DC	600V AC/DC	600V AC/DC			
Maximum Current (per pole)	25 A	25 A	25 A			
Wire Range (Rated Cross Section)	#30...#12 AWG (0.05...4 mm <sup>2</sup> )	#16...#12 AWG (1.5...4 mm <sup>2</sup> )	#16...#12 AWG (1.5...4 mm <sup>2</sup> )			
Wire Strip Length	0.38 in. (9.7 mm)	0.38 in. (9.7 mm)	0.38 in. (9.7 mm)			
Recommended Tightening Torque	3...7 lb•in (0.3...0.8 N•m)	8...16 lb•in (0.9...1.8 N•m)	8...16 lb•in (0.9...1.8 N•m)			
Insulation Temperature Range	-40...+221 °F (-40...+105 °C)	-40...+221 °F (-40...+105 °C)	-40...+221 °F (-40...+105 °C)			
<b>Terminal Blocks</b>	Cat. No.	Pkg Qty.	Cat. No.	Pkg Qty.	Cat. No.	Pkg Qty.
Terminal Block	1492-HC6	1	1492-HJ86	1	1492-HJ812	1
<b>Accessories (page 12-109)</b>	Cat. No.	Pkg Qty.	Cat. No.	Pkg Qty.	Cat. No.	Pkg Qty.
Jumpers: 2-Pole Uninsulated	1492-N38	50	1492-N38	50	1492-N38	50
50-pole Uninsulated	1492-N39	10	—	—	—	—
Insulating Sleeve	1492-SJS	10	—	—	—	—
Anchor Unit: (required every 12th block)	Not Required	—	Not Required	—	Not Required	—
End Piece	Not Required	—	Not Required	—	Not Required	—

\* #8-32 screw.  
 \* Measurement between mounting screw centers.  
 ‡ Mounting screws are offset 0.31 in. (7.9 mm) from centerline.  
 § Mounting screws are offset 0.19 in. (4.76 mm) from centerline.

	1492-15T	1492-25T		
Dimensions are not intended to be used for manufacturing purposes.				
<b>Specifications</b>	High temperature 1-pole panel mount block, wire clamp. Gangable for multi-pole installation.	High temperature 1-pole panel mount block, wire clamp. Gangable for multi-pole installation.		
Voltage Rating	600V AC/DC	600V AC/DC		
Maximum Current (per pole)	35 A	45 A		
Wire Range (Rated Cross Section)	#16...#12 AWG (1.5...4 mm <sup>2</sup> )	#16...#10 AWG (1.5...6 mm <sup>2</sup> )		
Wire Strip Length	0.38 in. (9.7 mm)	0.38 in. (9.7 mm)		
Recommended Tightening Torque	10...16 lb•in (1.1...1.8 N•m)	10...16 lb•in (1.1...1.8 N•m)		
Insulation Temperature Range	-40...+300 °F (-40...+149 °C)	-40...+300 °F (-40...+149 °C)		
<b>Terminal Blocks</b>	Cat. No.	Pkg Qty.	Cat. No.	Pkg Qty.
Terminal Block	1492-15T	100	1492-25T	100
<b>Accessories (page 12-109)</b>	Cat. No.	Pkg Qty.	Cat. No.	Pkg Qty.
Anchor Unit: (required every 12th block)	1492-25A	10	1492-25A	10
End Piece	1492-15E	25	1492-25E	25