

Product Details and Certifications

Cross Reference RA Part Number: 1492-BE B

 **Product: 1492-BE**

Description: 1492 Power Block, Standard Feed-Through/Splicer Block, 1-Pole,
Aluminum, 1 Opening Line Side, 1 Opening Load Side, 255 Amps



Representative Photo Only (actual product may vary based on configuration sections)

POWER BLOCK DATA

Bulletin Number	1492 Power Block
Base Block Type	Standard Feed-Through/Splicer Block
Number of Poles	1-Pole
Connector Material	Aluminum
Openings per Pole (Line Side)	1 Opening
Openings per Pole (Load Side)	1 Opening
Current Rating (per Pole)	255 Amps
Marking Strips	Single White Strip Provided

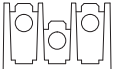
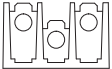

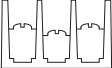

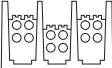





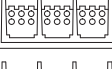



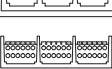
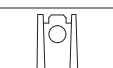
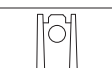







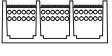


CERTIFICATIONS AND APPROVALS

CE
UL
CSA

For UL Certifications Directory:

<http://database.ul.com/cgi-bin/XYV/template/LISEXT/1FRAME/index.htm>

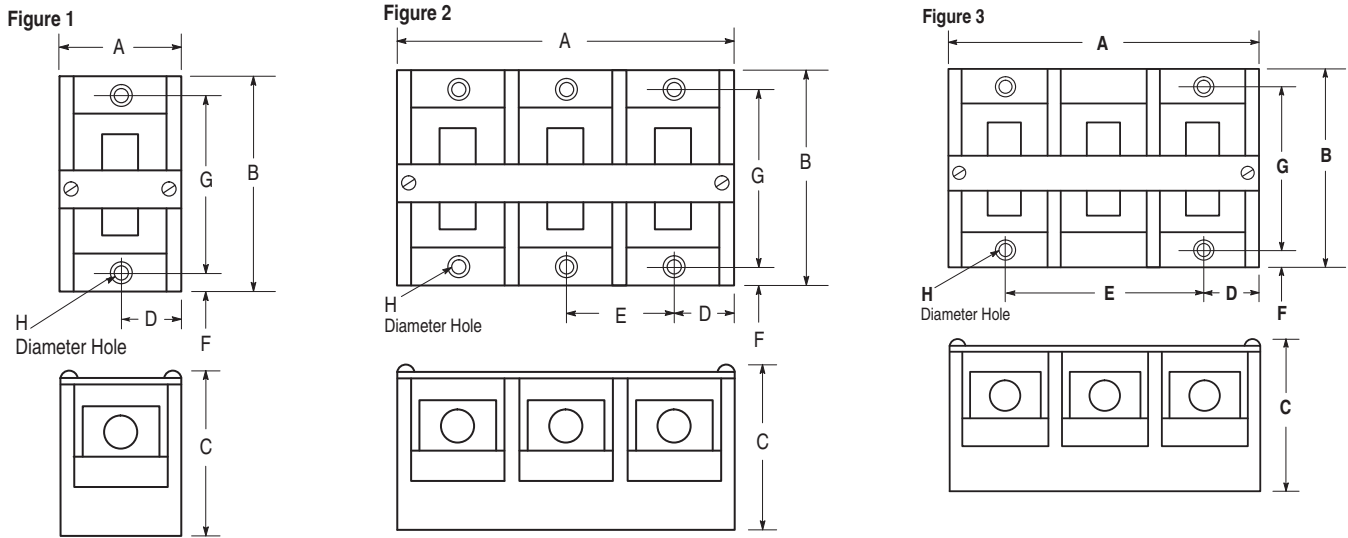
Open Style Blocks with Aluminum Connectors, Continued

Cat. No.	No. of Poles	Amperage	Line			Load			Power Block Cover
			Connector Config.	Wire Range for Line	Wires Per Pole for Line	Connector Config.	Wire Range for Load	Wires Per Pole for Load	Cat. No.
1492-100X	3	175		2/0...#14 AWG (70...2.5 mm ²)	1		2/0...#14 AWG (70...2.5 mm ²)	1	1492-PBC1
1492-50 XF	3	175		2/0...#14 AWG (70...2.5 mm ²)	1		1/4" Tap w/Binding Screw	1	1492-PBC1
1492-PD3141	3	175		2/0...#14 AWG (70...2.5 mm ²)	1		#4...14 AWG (25...2.5 mm ²)	4	1492-PBC1
1492-BE	1	255		250 kcmil... #6 AWG (120...16 mm²)	1		250 kcmil... #6 AWG (120...16 mm²)	1	1492-PBC5
1492-PD3113	3	310		350 kcmil... #6 AWG (185...16 mm ²)	1		350 kcmil... #6 AWG (185...16 mm ²)	1	1492-PBC2
1492-PD3163	3	335		400 kcmil... #6 (185...16 mm ²)	1		#2...14 AWG (35...2.5 mm ²)	6	1492-PBC2
1492-PD3183	3	335		400 kcmil... #6 AWG (185...16 mm ²)	1		#2...14 AWG (35...2.5 mm ²)	8	1492-PBC8
1492-PD3263	3	350		2/0...#14 AWG (70...2.5 mm ²)	2		#4...14 AWG (25...2.5 mm ²)	6	1492-PBC2
1492-PD31123	3	380		500 kcmil... #4 AWG (240...25 mm ²)	1		#2...14 AWG (35...2.5 mm ²)	12	1492-PBC3
1492-BF	1	420		600 kcmil... #4 AWG (300...25 mm ²)	1		600 kcmil... #4 AWG (300...25 mm ²)	1	1492-PBC6
1492-PD3226	3	620		350 kcmil... #6 AWG (185...16 mm ²)	2		350 kcmil... #6 AWG (185...16 mm ²)	2	1492-PBC3
1492-BG	1	760		500 kcmil... #4 (240...25)	2		500 kcmil... #4 (240...25)	2	1492-PBC7
1492-PD3287	3	760		500 kcmil... #6 AWG (240...25 mm ²)	2		#2/0...14 AWG (70...2.5 mm ²)	8	1492-PBC3
1492-PD32127	3	760		500 kcmil... #6 AWG (240...16 mm ²)	2		#4...14 AWG (25...2.5 mm ²)	12	1492-PBC3



Approximate Dimensions

Dimensions are in inches (millimeters). Dimensions are not intended to be used for manufacturing purposes.



Cat. No.	Figure	A	B	C	D	E	F	G	H
1492-PDM3111	3*	2.03 (51.56)	2.29 (58.17)	1.62 (41.15)	0.38 (9.68)	1.27 (32.26)	0.19 (4.83)	1.93 (49.02)	0.201 (5.11)
1492-PDM3141	3*	2.03 (51.56)	2.29 (58.17)	1.62 (41.15)	0.38 (9.68)	1.27 (32.26)	0.19 (4.83)	1.93 (49.02)	0.201 (5.11)
1492-50Y	1	1.13 (28.7)	2.88 (73.15)	1.88 (47.8)	0.56 (14.22)	—	0.31 (7.87)	2.25 (57.15)	0.205 (5.21)
1492-100Y	1	1.13 (28.7)	2.88 (73.15)	1.88 (47.8)	0.56 (14.22)	—	0.31 (7.87)	2.25 (57.15)	0.205 (5.21)
1492-50X	3	2.75 (69.85)	2.88 (73.15)	1.88 (47.8)	0.56 (14.22)	1.62 (41.2)	0.31 (7.87)	2.25 (57.15)	0.205 (5.21)
1492-100X	3	2.75 (69.85)	2.88 (73.15)	1.88 (47.8)	0.56 (14.22)	1.62 (41.2)	0.31 (7.87)	2.25 (57.15)	0.205 (5.21)
1492-50XF	3	2.75 (69.85)	2.88 (73.15)	1.88 (47.8)	0.56 (14.22)	1.62 (41.2)	0.31 (7.87)	2.25 (57.15)	0.205 (5.21)
1492-50YF	1	1.13 (28.7)	2.88 (73.15)	1.88 (47.8)	0.56 (14.22)	—	0.31 (7.87)	2.25 (57.15)	0.205 (5.21)
1492-PD3C111	3	2.75 (69.85)	2.88 (73.15)	1.88 (47.8)	0.56 (14.22)	1.62 (41.2)	0.31 (7.87)	2.25 (57.15)	0.205 (5.21)
1492-PD3C141	3	2.75 (69.85)	2.88 (73.15)	1.88 (47.8)	0.56 (14.22)	1.62 (41.2)	0.31 (7.87)	2.25 (57.15)	0.205 (5.21)
1492-PD3141	3	2.75 (69.85)	2.88 (73.15)	1.88 (47.8)	0.56 (14.22)	1.62 (41.2)	0.31 (7.87)	2.25 (57.15)	0.205 (5.21)
1492-BE	1	1.94 (49.28)	4 (101.6)	2.72 (69.1)	0.97 (24.64)	—	0.31 (7.87)	3.38 (85.85)	0.203 (5.16)
1492-PD3C112	2	5 (127)	4 (101.6)	2.72 (69.1)	0.97 (24.64)	1.53 (38.86)	0.31 (7.87)	3.38 (85.85)	0.203 (5.16)
1492-PD3113	2	5 (127)	4 (101.6)	2.72 (69.1)	0.97 (24.64)	1.53 (38.86)	0.31 (7.87)	3.38 (85.85)	0.203 (5.16)
1492-PD3263	2	5 (127)	4 (101.6)	2.72 (69.1)	0.97 (24.64)	1.53 (38.86)	0.31 (7.87)	3.38 (85.85)	0.203 (5.16)
1492-PD3163	2	5 (127)	4 (101.6)	2.72 (69.1)	0.97 (24.64)	1.53 (38.86)	0.31 (7.87)	3.38 (85.85)	0.203 (5.16)
1492-PD3C163	2	5 (127)	4 (101.6)	2.72 (69.1)	0.97 (24.64)	1.53 (38.86)	0.31 (7.87)	3.38 (85.85)	0.203 (5.16)
1492-PD3C263	2	5 (127)	4 (101.6)	2.72 (69.1)	0.97 (24.64)	1.53 (38.86)	0.31 (7.87)	3.38 (85.85)	0.203 (5.16)
1492-BF	1	2.28 (57.91)	4.75 (120.65)	2.92 (74.2)	1.12 (28.45)	—	0.31 (7.87)	4.13 (104.9)	0.203 (5.16)
1492-PD3183	2	6.04 (153.42)	4.75 (120.65)	2.92 (74.2)	1.12 (28.45)	1.88 (47.75)	0.31 (7.87)	4.13 (104.9)	0.203 (5.16)
1492-BG	1	3.17 (80.25)	5.50 (139.7)	3.23 (82.0)	1.58 (40.13)	—	0.38 (9.68)	4.75 (120.65)	0.265 (6.73)
1492-PD31123	2	8.54 (216.92)	5.50 (139.7)	3.23 (82.0)	1.58 (40.13)	2.69 (68.58)	0.38 (9.68)	4.75 (120.65)	0.265 (6.73)
1492-PD3287	2	8.54 (216.92)	5.50 (139.7)	3.23 (82.0)	1.58 (40.13)	2.69 (68.58)	0.38 (9.68)	4.75 (120.65)	0.265 (6.73)
1492-PD32127	2	8.54 (216.92)	5.50 (139.7)	3.23 (82.0)	1.58 (40.13)	2.69 (68.58)	0.38 (9.68)	4.75 (120.65)	0.265 (6.73)
1492-PD3226	2	8.54 (216.92)	5.50 (139.7)	3.23 (82.0)	1.58 (40.13)	2.69 (68.58)	0.38 (9.68)	4.75 (120.65)	0.265 (6.73)
1492-PD3C2127	2	8.54 (216.92)	5.50 (139.7)	3.23 (82.0)	1.58 (40.13)	2.69 (68.58)	0.38 (9.68)	4.75 (120.65)	0.265 (6.73)
1492-PD3C287	2	8.54 (216.92)	5.50 (139.7)	3.23 (82.0)	1.58 (40.13)	2.69 (68.58)	0.38 (9.68)	4.75 (120.65)	0.265 (6.73)

* No marker strip.

