

# Product Details and Certifications

**Cross Reference RA Part Number: 1492-DR9 A**

 **Product: 1492-DR9**

Description: Zinc Plated, Chromated Steel, 35mm x 15mm DIN Rail, 1 Meter (Pkg. Qty. 5)



Representative Photo Only (actual product may vary based on configuration sections)

---

## ***ACCESSORY SELECTION***


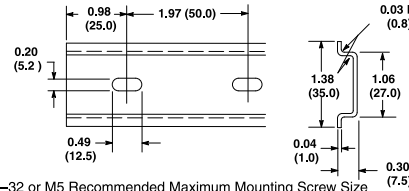

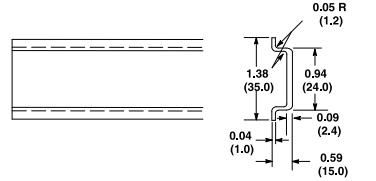

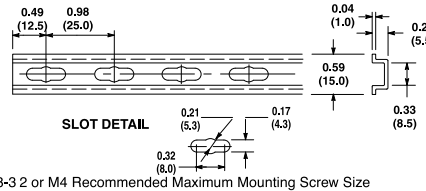

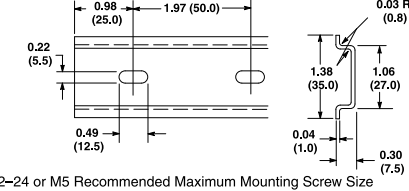

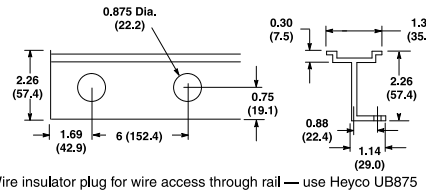

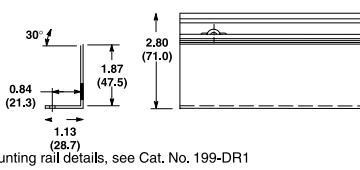

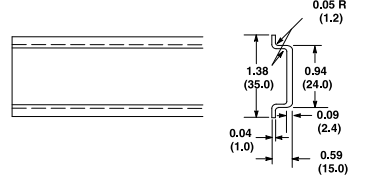

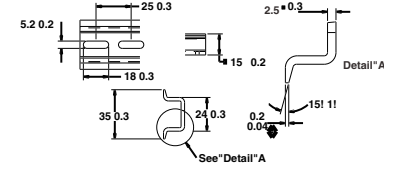
Bulletin Number	1492 IEC Terminal Block Accessories
Accessory Selection	Individual Accessory Selection

---

## ***SELECTION***

Screw Type Center Jumpers

Mounting rails allow many blocks to be fastened in a panel with only a few screws to anchor the rail to the panel. Mounting rails allow easy installation and removal of a block in a row.

Cat. No.	Description	Pkg Qty.	Dimensions*
 <b>199-DR1</b>	Symmetrical Rail 35 mm x 7.5 mm 3.28 ft (1 m) long Zinc-Plated Clear Chromated Steel EN60715  <b>DIN #3</b>	10	 #10-32 or M5 Recommended Maximum Mounting Screw Size
<b>199-DR2</b>	Same as Cat. No. 199-DR1, but length = 2 m	20	
 <b>199-DR4</b>	Heavy Duty Symmetrical Rail 35 mm x 15 mm 3.28 ft (1 m) long Zinc-Plated Clear Chromated Steel EN60715  <b>DIN #3</b>	5	
 <b>1492-DR3</b>	Mini 15 mm x 5.5 mm Rail 3.28 ft (1 m) long Zinc-Plated Clear Chromated Steel EN60715  <b>DIN #2</b>	5	 #8-32 or M4 Recommended Maximum Mounting Screw Size
 <b>1492-DR5</b>	Symmetrical Rail 35 mm x 7.5 mm 3.28 ft (1 m) long Copper-Free Aluminum EN60715 For Bul. 1492 Terminal Blocks Only  <b>DIN #3</b>	10	 #12-24 or M5 Recommended Maximum Mounting Screw Size
 <b>1492-DR6</b>	Symmetrical Rail 35 mm x 7.5 mm 2.26 in. (57.4 mm) high 3.28 ft (1 m) long Copper-Free Aluminum For Bul. 1492 Terminal Blocks Only  <b>DIN #3</b>	2	 Wire insulator plug for wire access through rail — use Heyco UB875
 <b>1492-DR7</b>	Symmetrical Rail 35 mm x 7.5 mm 2.80 in. (71.0 mm) high 3.28 ft (1 m) long Angled 30° Zinc-Plated, Chromated Steel  <b>DIN #3</b>	2	 For mounting rail details, see Cat. No. 199-DR1
 <b>1492-DR8</b>	Symmetrical Rail 35 mm x 15 mm 3.28 ft (1 m) long Copper EN60715 <b>DIN #3</b>	5	
 <b>1492-DR9</b>	Symmetrical Rail 35 mm x 15 mm 3.28 ft (1 m) long Zinc-Plated Clear Chromated Steel EN60715  <b>DIN #3</b>	5	

\* Dimensions shown in inches (millimeters). Dimensions are not intended to be used for manufacturing purposes.  
 † 0.218 x 0.50 in. (5.5 x 12.7 mm) slotted mounting holes every 3 in. (76.2 mm) starting 1.69 in. (42.9 mm) from end.  
 ‡ Dimensions in millimeters.