


# Product Details and Certifications

**Cross Reference RA Part Number: 1492-EBJ3TM A**

 **Product: 1492-EBJ3TM**

Description: 1492 Terminal Block, End Barrier, Gray ( Standard), Qty.50



Representative Photo Only (actual product may vary based on configuration sections)

## ***ACCESSORY SELECTION***

---

Bulletin Number	1492 Terminal Block Accessories
Accessory Selection	Individual Accessory Selection

## ***SELECTION***

---

1492 Accessory

# Screw Connection Terminal Blocks

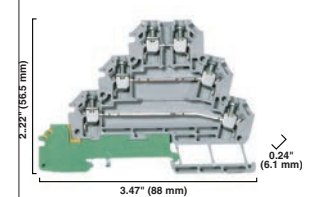
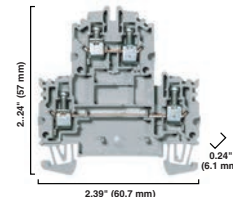
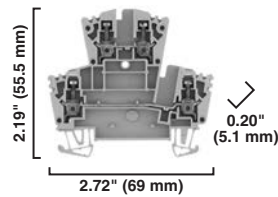
## Multi-Circuit Feed-Through Blocks

1492-JD3

1492-JD4

1492-JT3M

Dimensions are not intended to be used for manufacturing purposes.  
**Note:** Height dimension is measured from top of rail to top of terminal block.



Specifications	Two-level, two-circuit feed-through terminal block				Two-level, two-circuit feed-through terminal block				Three-level, three-circuit terminal block with ground point		
Certifications		CSA	IEC	ATEX		CSA	IEC	ATEX		CSA	IEC
Voltage Rating	600V AC/DC	300V AC/DC	400V AC/DC	275V AC/DC	600V AC/DC	300V AC/DC	800V AC/DC	550V AC/DC	300V AC/DC		400V AC/DC
Maximum Current	20 A	10 A	24 A	21 A	35 A	30 A	32 A	28 A	10 A		24 A
Wire Range (Rated Cross Section)	#22...12 AWG	26...12 AWG	2.5 mm <sup>2</sup>	2.5 mm <sup>2</sup> (20...14 AWG)	#26...10 AWG	0.5...4 mm <sup>2</sup>		4 mm <sup>2</sup> (20...12 AWG)	#22...12 AWG	#26...10 AWG	0.5...2.5 mm <sup>2</sup>
Wire Strip Length	0.39 in. (10 mm)				0.315 in. (8 mm)				0.28 in. (7 mm)		
Recommended Tightening Torque	4.5...7.1 lb•in (0.5...0.8 N•m)				4.5 lb•in (0.5 N•m)				4.4 lb•in (0.5 N•m)		
Density	59 pcs/ft (196 pcs/m)				49 pcs/ft (163 pcs/m)				49 pcs/ft (163 pcs/m)		
Housing Temperature Range	-58...+248 °F (-50...+120 °C)				-58...+248 °F (-50...+120 °C)				-58...+248 °F (-50...+120 °C)		
Short-Circuit Current Rating	See page 12-42										

Terminal Blocks	Cat. No.	Pkg Qty.	Cat. No.	Pkg Qty.	Cat. No.	Pkg Qty.	
Color:	Grey	<b>1492-JD3</b>	100	<b>1492-JD4</b>	100	<b>1492-JT3M</b>	50
	Red	<b>1492-JD3-RE</b>	100	<b>1492-JD4-RE</b>	100	—	—
	Blue	<b>1492-JD3-B</b>	100	<b>1492-JD4-B</b>	100	—	—
	Black	<b>1492-JD3-BL</b>	100	1492-JD4-BL	100	—	—
	Green	<b>1492-JD3-G</b>	100	1492-JD4-G	100	—	—
	Yellow	<b>1492-JD3-Y</b>	100	1492-JD4-Y	100	—	—
	Orange	<b>1492-JD3-OR</b>	100	<b>1492-JD4-OR</b>	100	—	—
	Brown	<b>1492-JD3-BR</b>	100	1492-JD4-BR	100	—	—
	White	<b>1492-JD3-W</b>	100	<b>1492-JD4-W</b>	100	—	—
Accessories	Cat. No.	Pkg Qty.	Cat. No.	Pkg Qty.	Cat. No.	Pkg Qty.	
Mounting Rails:							
1 m Symmetrical DIN (Steel)	<b>199-DR1</b>	10	<b>199-DR1</b>	10	<b>199-DR1</b>	10	
1 m Symmetrical DIN (Aluminum)	<b>1492-DR5</b>	10	<b>1492-DR5</b>	10	<b>1492-DR5</b>	10	
1 m Hi-Rise Sym. DIN (Aluminum)	<b>1492-DR6</b>	2	<b>1492-DR6</b>	2	<b>1492-DR6</b>	2	
1 m Angled Hi-Rise Sym. DIN (Steel)	<b>1492-DR7</b>	2	<b>1492-DR7</b>	2	<b>1492-DR7</b>	2	
<b>End Barrier</b>	Grey	<b>1492-EBJD3</b>	20	<b>1492-EBJD4</b>	20	<b>1492-EBJ3TM</b>	20
	Blue	<b>1492-EBJD3-B</b>	20	<b>1492-EBJD4-B</b>	20	—	—
	Yellow	<b>1492-EBJD3-Y</b>	20	—	—	—	—
End Anchor and Retainers:							
Screwless End Retainer	<b>1492-ERL35</b>	20	—	—	—	—	
DIN Rail — Normal Duty	<b>1492-EAJ35</b>	100	—	—	—	—	
DIN Rail — Heavy Duty	<b>1492-EAHJ35</b>	50	<b>1492-EAHJ35</b>	50	<b>1492-EAHJ35</b>	50	
Jumpers:							
Center Jumper — 41-pole	—	—	‡	<b>1492-CJLJ6-41</b>	10	—	
Center Jumper — 10-pole	* <b>1492-CJJ5-10</b>	20	‡	<b>1492-CJLJ6-10</b>	20	—	
Center Jumper — 4-pole	* <b>1492-CJJ5-4</b>	50	‡	<b>1492-CJLJ6-4</b>	60	—	
Center Jumper — 3-pole	* <b>1492-CJJ5-3</b>	50	‡	<b>1492-CJLJ6-3</b>	60	—	
Center Jumper — 2-pole	* <b>1492-CJJ5-2</b>	50	‡	<b>1492-CJLJ6-2</b>	60	—	
Insulated Side Jumper — 50-Pole	—	—	—	—	—	<b>1492-SJ6A-50</b>	5
Insulated Side Jumper — 24-Pole	<b>1492-SJ5A-24</b>	50	—	—	—	—	—
Insulated Side Jumper — 10-Pole	<b>1492-SJ5A-10</b>	50	—	—	—	—	—
Screw Type Jumper Notching Tool	<b>1492-T1</b>	1	—	—	—	—	—
Other Accessories:							
Partition Plate	<b>1492-PPJD3</b>	20	<b>1492-PPJD3</b>	20	<b>1492-PPJD3</b>	20	
Test Plug Socket	<b>1492-TPS23</b>	20	—	—	—	—	
Test Plug	<b>1492-TP23</b>	20	—	—	—	—	
Snap-in marker cards	<b>1492-M5X5</b> (200/card)	5	<b>1492-M6X5</b> (200/card)	5	<b>1492-M6X5</b> (200/card)	5	
Snap-in marker cards	<b>1492-M5X8</b> (144/card)	5	<b>1492-MR6X8</b> (120/card)	5	<b>1492-MR6X8</b> (120/card)	5	

\* Screw Center Jumpers, ‡ Plug-in Center Jumpers