

Product Details and Certifications

Cross Reference RA Part Number: 1492-EBJD3 A

 **Product: 1492-EBJD3**

Description: 1492 Terminal Block, End Barrier, Gray (Standard), Qty.50



Representative Photo Only (actual product may vary based on configuration sections)

ACCESSORY SELECTION

Bulletin Number	1492 Terminal Block Accessories
Accessory Selection	Individual Accessory Selection

SELECTION

1492 Accessory

Screw Connection Terminal Blocks

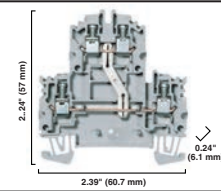
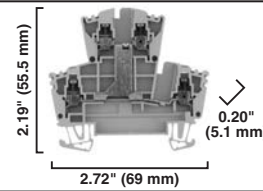
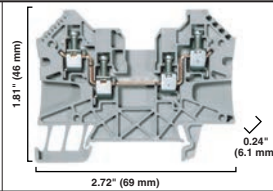
Specialty Feed-Through Blocks

1492-J4Q

1492-JD3C

1492-JD4C

Dimensions are not intended to be used for manufacturing purposes.
Note: Height dimension is measured from top of rail to top of terminal block.



Specifications	Single-level feed-through terminal block with 2 connection points on each side			Two-level feed-through terminal block with commoning bar				Two-level feed-through terminal block with commoning bar			
Certifications	UL	CSA	IEC	UL	CSA	IEC	ATEX	UL	CSA	IEC	ATEX
Voltage Rating	600V AC/DC		500V AC/DC	600V AC/DC	300V AC/DC	400V AC/DC	275V AC/DC	600V AC/DC	300V AC/DC	400V AC/DC	550V AC/DC
Maximum Current	30 A		32 A	20 A	10 A	24 A	21 A	35 A	30 A	32 A	28 A
Wire Range (Rated Cross Section)	#30...10 AWG		0.5...4 mm ²	#22...12 AWG	#26...12 AWG	2.5 mm ²	2.5 mm ² (20...14 AWG)	#26...10 AWG		0.5...4 mm ²	4 mm ² (20...12 AWG)
Wire Strip Length	0.39 in. (10 mm)			0.39 in. (10 mm)				0.28 in. (7 mm)			
Recommended Tightening Torque	6.2 lb•in (0.7 N•m)			4.5...7.1 lb•in (0.5...0.8 N•m)				4.5 lb•in (0.5 N•m)			
Density	49 pcs/ft (163 pcs/m)			59 pcs/ft (196 pcs/m)				49 pcs/ft (163 pcs/m)			
Housing Temperature Range	-58...+248 °F (-50...+120 °C)			-58...+248 °F (-50...+120 °C)				-58...+248 °F (-50...+120 °C)			
Short-Circuit Current Rating (SCCR)	See page 12-42										

Terminal Blocks	Cat. No.	Pkg Qty.	Cat. No.	Pkg Qty.	Cat. No.	Pkg Qty.
Color: Grey	1492-J4Q	50	1492-JD3C	100	1492-JD4C	100
Accessories	Cat. No.	Pkg Qty.	Cat. No.	Pkg Qty.	Cat. No.	Pkg Qty.
Mounting Rails:						
1 m Symmetrical DIN (Steel)	199-DR1	10	199-DR1	10	199-DR1	10
1 m Symmetrical DIN (Aluminum)	1492-DR5	10	1492-DR5	10	1492-DR5	10
1 m Hi-Rise Sym. DIN (Aluminum)	1492-DR6	2	1492-DR6	2	1492-DR6	2
1 m Angled Hi-Rise Sym. DIN (Steel)	1492-DR7	2	1492-DR7	2	1492-DR7	2
End Barriers	Grey 1492-EBJ4Q	50	1492-EBJD3	20	1492-EBJD4	20
	Blue	—	1492-EBJD3-B	20	—	—
	Yellow 1492-EBJ4Q-Y	50	1492-EBJD3-Y	20	—	—
End Anchors and Retainers:						
Screwless End Retainer	1492-ERL35	20	1492-ERL35	20	—	—
DIN Rail — Normal Duty	1492-EAJ35	100	1492-EAJ35	100	—	—
DIN Rail — Heavy Duty	1492-EAHJ35	50	1492-EAHJ35	50	1492-EAHJ35	50
Jumpers:*						
Screw Center Jumper — 41-pole	—	—	—	—	—	—
Screw Center Jumper — 10-pole	—	—	1492-CJJ5-10	20	—	—
Screw Center Jumper — 4-pole	—	—	1492-CJJ5-4	50	—	—
Screw Center Jumper — 3-pole	—	—	1492-CJJ5-3	50	—	—
Screw Center Jumper — 2-pole	—	—	1492-CJJ5-2	50	—	—
Plug-in Center Jumper — 41-Pole	1492-CJLJ6-41	10	—	—	1492-CJLJ6-41	10
Plug-in Center Jumper — 5-, 6-, 7-, 8-, 9-, 10-Pole	1492-CJLJ6-10	20	—	—	1492-CJLJ6-10	20
Plug-in Center Jumper — 2-, 3-, 4-Pole	1492-CJLJ6-2, -3, -4	60	—	—	1492-CJLJ6-2, -3, -4	60
Insulated Side Jumper — 24-Pole	—	—	1492-SJ5A-24	50	—	—
Insulated Side Jumper — 10-Pole	—	—	1492-SJ5A-10	50	—	—
Screw Type Jumper Notching Tool	—	—	1492-T1	1	—	—
Other Accessories:						
Partition Plate	—	—	1492-PPJD3	20	1492-PPJD3	20
Test Plug Socket	—	—	1492-TPS23	20	—	—
Test Plug	—	—	1492-TP23	20	—	—
Test Plug (Stackable)	—	—	—	—	—	—
Marking Systems:						
Snap-in marker card	1492-MR6X12 (120/card)	5	1492-M5X8 (144/card)	5	1492-MR6X8 (120/card)	5
	1492-M6X12 (120/card)	5	1492-M5X5 (200/card)	5	1492-M6X5 (200/card)	5

* Use of center jumpers may affect spacings, requiring derating of terminal blocks; see page 12-83 for details.