

Product Details and Certifications

Cross Reference RA Part Number: 1492-EBJD4 A

 **Product: 1492-EBJD4**

Description: 1492 Terminal Block, End Barrier, Gray (Standard), Qty.50



Representative Photo Only (actual product may vary based on configuration sections)

ACCESSORY SELECTION

Bulletin Number	1492 Terminal Block Accessories
Accessory Selection	Individual Accessory Selection

SELECTION

1492 Accessory

Screw Connection Terminal Blocks

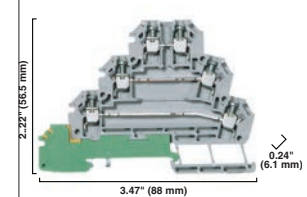
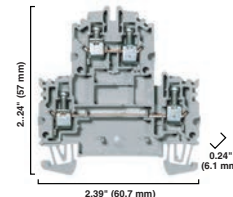
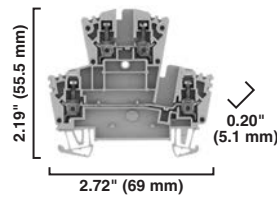
Multi-Circuit Feed-Through Blocks

1492-JD3

1492-JD4

1492-JT3M

Dimensions are not intended to be used for manufacturing purposes.
Note: Height dimension is measured from top of rail to top of terminal block.



Specifications	Two-level, two-circuit feed-through terminal block				Two-level, two-circuit feed-through terminal block				Three-level, three-circuit terminal block with ground point		
Certifications		CSA	IEC	ATEX		CSA	IEC	ATEX		CSA	IEC
Voltage Rating	600V AC/DC	300V AC/DC	400V AC/DC	275V AC/DC	600V AC/DC	300V AC/DC	800V AC/DC	550V AC/DC	300V AC/DC		400V AC/DC
Maximum Current	20 A	10 A	24 A	21 A	35 A	30 A	32 A	28 A	10 A		24 A
Wire Range (Rated Cross Section)	#22...12 AWG	26...12 AWG	2.5 mm ²	2.5 mm ² (20...14 AWG)	#26...10 AWG		0.5...4 mm ²	4 mm ² (20...12 AWG)	#22...12 AWG	#26...10 AWG	0.5...2.5 mm ²
Wire Strip Length	0.39 in. (10 mm)				0.315 in. (8 mm)				0.28 in. (7 mm)		
Recommended Tightening Torque	4.5...7.1 lb•in (0.5...0.8 N•m)				4.5 lb•in (0.5 N•m)				4.4 lb•in (0.5 N•m)		
Density	59 pcs/ft (196 pcs/m)				49 pcs/ft (163 pcs/m)				49 pcs/ft (163 pcs/m)		
Housing Temperature Range	-58...+248 °F (-50...+120 °C)				-58...+248 °F (-50...+120 °C)				-58...+248 °F (-50...+120 °C)		
Short-Circuit Current Rating	See page 12-42										

Terminal Blocks	Cat. No.	Pkg Qty.	Cat. No.	Pkg Qty.	Cat. No.	Pkg Qty.	
Color:	Grey	1492-JD3	100	1492-JD4	100	1492-JT3M	50
	Red	1492-JD3-RE	100	1492-JD4-RE	100	—	—
	Blue	1492-JD3-B	100	1492-JD4-B	100	—	—
	Black	1492-JD3-BL	100	1492-JD4-BL	100	—	—
	Green	1492-JD3-G	100	1492-JD4-G	100	—	—
	Yellow	1492-JD3-Y	100	1492-JD4-Y	100	—	—
	Orange	1492-JD3-OR	100	1492-JD4-OR	100	—	—
	Brown	1492-JD3-BR	100	1492-JD4-BR	100	—	—
	White	1492-JD3-W	100	1492-JD4-W	100	—	—
Accessories	Cat. No.	Pkg Qty.	Cat. No.	Pkg Qty.	Cat. No.	Pkg Qty.	
Mounting Rails:							
1 m Symmetrical DIN (Steel)	199-DR1	10	199-DR1	10	199-DR1	10	
1 m Symmetrical DIN (Aluminum)	1492-DR5	10	1492-DR5	10	1492-DR5	10	
1 m Hi-Rise Sym. DIN (Aluminum)	1492-DR6	2	1492-DR6	2	1492-DR6	2	
1 m Angled Hi-Rise Sym. DIN (Steel)	1492-DR7	2	1492-DR7	2	1492-DR7	2	
End Barrier	Grey	1492-EBJD3	20	1492-EBJD4	20	1492-EBJ3TM	20
	Blue	1492-EBJD3-B	20	1492-EBJD4-B	20	—	—
	Yellow	1492-EBJD3-Y	20	—	—	—	—
End Anchor and Retainers:							
Screwless End Retainer	1492-ERL35	20	—	—	—	—	
DIN Rail — Normal Duty	1492-EAJ35	100	—	—	—	—	
DIN Rail — Heavy Duty	1492-EAHJ35	50	1492-EAHJ35	50	1492-EAHJ35	50	
Jumpers:							
Center Jumper — 41-pole	—	—	‡	1492-CJLJ6-41	10	—	
Center Jumper — 10-pole	* 1492-CJJ5-10	20	‡	1492-CJLJ6-10	20	—	
Center Jumper — 4-pole	* 1492-CJJ5-4	50	‡	1492-CJLJ6-4	60	—	
Center Jumper — 3-pole	* 1492-CJJ5-3	50	‡	1492-CJLJ6-3	60	—	
Center Jumper — 2-pole	* 1492-CJJ5-2	50	‡	1492-CJLJ6-2	60	—	
Insulated Side Jumper — 50-Pole	—	—	—	—	—	1492-SJ6A-50	5
Insulated Side Jumper — 24-Pole	1492-SJ5A-24	50	—	—	—	—	—
Insulated Side Jumper — 10-Pole	1492-SJ5A-10	50	—	—	—	—	—
Screw Type Jumper Notching Tool	1492-T1	1	—	—	—	—	—
Other Accessories:							
Partition Plate	1492-PPJD3	20	1492-PPJD3	20	1492-PPJD3	20	
Test Plug Socket	1492-TPS23	20	—	—	—	—	
Test Plug	1492-TP23	20	—	—	—	—	
Snap-in marker cards	1492-M5X5 (200/card)	5	1492-M6X5 (200/card)	5	1492-M6X5 (200/card)	5	
Snap-in marker cards	1492-M5X8 (144/card)	5	1492-MR6X8 (120/card)	5	1492-MR6X8 (120/card)	5	

* Screw Center Jumpers, ‡ Plug-in Center Jumpers