

Product Details and Certifications

Cross Reference RA Part Number: 1492-GM35 A

 Product: **1492-GM35**

Description: 1492 Terminal Block, Group Marker Carrier



Representative Photo Only (actual product may vary based on configuration sections)

ACCESSORY SELECTION




Bulletin Number	1492 Terminal Block Accessories
Accessory Selection	Individual Accessory Selection

SELECTION

1492 Accessory

Spring-Clamp Connection Terminal Blocks

Plug-in Style Blocks

	1492-LD32P			1492-LG31P			1492-LG3T1P		
Dimensions are not intended to be used for manufacturing purposes. Note: Height dimension is measured from top of rail to top of terminal block.									
Specifications	Two-circuit terminal block with 1 fixed and 1 plug-in connection on each level. Plug-in connectors can be individual or grouped configurations.			Single-circuit grounding terminal block with 1 fixed and 1 plug-in connection.			Single-circuit grounding terminal block with 2 fixed and 1 plug-in connection.		
Certifications		CSA	IEC		CSA	IEC		CSA	IEC
Voltage Rating	300V AC/DC			500V AC/DC			—		
Maximum Current	20 A			24 A			Grounding		
Limited Rating - Voltage*	600V AC/DC			—			—		
Limited Rating - Current*	5 A			—			—		
Wire Range (Rated Cross Section)	26... 12 AWG			0.5...2.5 mm ²			26... 12 AWG		
Wire Strip Length	0.394 in (10 mm)			0.394 in (10 mm)			0.394 in (10 mm)		
Density (Blocks per ft/m)	59 pcs/ft (196 pcs/m)			59 pcs/ft (196 pcs/m)			59 pcs/ft (196 pcs/m)		
Housing Temperature Range	-58...+248 °F (-50...+120 °C)			-58...+248 °F (-50...+120 °C)			-58...+248 °F (-50...+120 °C)		
Terminal Blocks	Cat. No.	Pcs/Pkg	Cat. No.	Pcs/Pkg	Cat. No.	Pcs/Pkg	Cat. No.	Pcs/Pkg	Cat. No.
Color	Grey	1492-LD32P	50	—	—	—	—	—	—
	Green/Yellow	—	—	1492-LG31P	50	1492-LG3T1P	50	—	—
Accessories	Cat. No.	Pcs/Pkg	Cat. No.	Pcs/Pkg	Cat. No.	Pcs/Pkg	Cat. No.	Pcs/Pkg	Cat. No.
Mounting Rails									
1 m Symmetrical DIN (Steel)	199-DR1	10	199-DR1	10	199-DR1	10	199-DR1	10	199-DR1
1 m Symmetrical DIN (Aluminum)	1492-DR5	10	1492-DR5	10	1492-DR5	10	1492-DR5	10	1492-DR5
1 m Hi-Rise Sym. DIN (Aluminum)	1492-DR6	2	1492-DR6	2	1492-DR6	2	1492-DR6	2	1492-DR6
1 m Angled Hi-Rise Sym. DIN (Steel)	1492-DR7	2	1492-DR7	2	1492-DR7	2	1492-DR7	2	1492-DR7
End Barrier	Grey	1492-EBLD32P	50	—	—	—	—	—	—
	Yellow	—	—	1492-EBL31P-Y	50	1492-EBL3T1P-Y	50	—	—
End Anchors									
Screwless End Retainer	1492-ERL35	20	1492-ERL35	20	1492-ERL35	20	1492-ERL35	20	1492-ERL35
DIN Rail - Normal Duty	1492-EAJ35	100	1492-EAJ35	100	1492-EAJ35	100	1492-EAJ35	100	1492-EAJ35
Din Rail - Heavy Duty	1492-EAHJ35	50	1492-EAHJ35	50	1492-EAHJ35	50	1492-EAHJ35	50	1492-EAHJ35
Jumpers									
Plug-in Center Jumper — 50 Pole	1492-CJLJ5-50	10	—	—	—	—	—	—	—
Plug-in Center Jumper — 10 Pole	1492-CJLJ5-10	20	—	—	—	—	—	—	—
Plug-in Center Jumper — 9 Pole	1492-CJLJ5-9	20	—	—	—	—	—	—	—
Plug-in Center Jumper — 8 Pole	1492-CJLJ5-8	20	—	—	—	—	—	—	—
Plug-in Center Jumper — 7 Pole	1492-CJLJ5-7	20	—	—	—	—	—	—	—
Plug-in Center Jumper — 6 Pole	1492-CJLJ5-6	20	—	—	—	—	—	—	—
Plug-in Center Jumper — 5 Pole	1492-CJLJ5-5	20	—	—	—	—	—	—	—
Plug-in Center Jumper — 4 Pole	1492-CJLJ5-4	60	—	—	—	—	—	—	—
Plug-in Center Jumper — 3 Pole	1492-CJLJ5-3	60	—	—	—	—	—	—	—
Plug-in Center Jumper — 2 Pole	1492-CJLJ5-2	60	—	—	—	—	—	—	—
Individual Plug-in Connector	Grey	1492-STP	50	—	—	—	—	—	—
	Green	1492-STP-G	50	1492-STP-G	50	1492-STP-G	50	—	—
Ganged Connector - Start Plug	Grey	1492-SBSTP	50	—	—	—	—	—	—
Ganged Connector - Middle Plug†	Grey	1492-GSTP	50	—	—	—	—	—	—
Ganged Connector - End Plug	Grey	1492-EBSTP	50	—	—	—	—	—	—
Plug-In Component Accessories									
Locking Element	Yellow	1492-STPLE	25	1492-STPLE	25	1492-STPLE	25	—	—
Coding Element	Yellow	1492-STPCE	50	1492-STPCE	50	1492-STPCE	50	—	—
Strain Relief	Yellow	1492-STPSR	25	1492-STPSR	25	1492-STPSR	25	—	—
Group Marking									
Rail Mount Group Marking Carrier	1492-GM35	25	1492-GM35	25	1492-GM35	25	1492-GM35	25	1492-GM35
End Anchor Top Marker Carrier*	1492-GMC	50	1492-GMC	50	1492-GMC	50	1492-GMC	50	1492-GMC
Cat. No. 1492-GMC Top Marker Tag	1492-M5X30(20/card)	5	1492-M5X30(20/card)	5	1492-M5X30(20/card)	5	1492-M5X30(20/card)	5	1492-M5X30(20/card)
Marking Systems									
Snap-in Marker Cards	1492-MR5X12 (120/card)	5	1492-MR5X12 (120/card)	5	1492-MR5X12 (120/card)	5	1492-MR5X12 (120/card)	5	1492-MR5X12 (120/card)
Snap-In Marker Cards	1492-MR5X8 (120/card)	5	1492-MR5X8 (120/card)	5	1492-MR5X8 (120/card)	5	1492-MR5X8 (120/card)	5	1492-MR5X8 (120/card)

* The Bulletin 1492-GMC marker carrier installs directly on the top of a 1492-EAJ35 end anchor or a 1492-ERL35 end retainer for group marking purposes.

* Blocks contain dual UL/CSA listings and can be used at 300V with a 20 A rating or 600V with a 5 A rating.

† For ganged configurations greater than 2, use multiple 1492-GSTP plug-in blocks.

