


Product Details and Certifications

Cross Reference RA Part Number: 1492-J3DF A

Product: **1492-J3DF**

Description: 1492-J IEC Terminal Block, One-Circuit Feed-Through Block, 4 mm (# 22 AWG - # 12 AWG) or (# 26 AWG - #12 AWG), Single-level diode forward terminal block with test plug sockets on both sides, Black (std)



Representative Photo Only (actual product may vary based on configuration sections)

ACCESSORY SELECTION

Bulletin Number	1492 Terminal Block Accessories
Accessory Selection	Individual Accessory Selection

CERTIFICATIONS AND APPROVALS

UR	UL 486E, UL 1059; Reference File: E40735
CSA	CSA C22.2 No. 65, No. 158; On Website, Name: Rockwell, Keyword Search: 1492
IEC	EN 60947-1, EN 60947-7-1(Feed-Through), -2(Ground), -3(Fuse)
Short Circuit Current Rating	This terminal block carries a minimum of 10kA SCCR rating for all protection methods. Please see the table for other possible elevated ratings.
For CSA Certifications:	http://directories.csa-international.org/directorymain.asp
For UL Certifications Directory:	http://database.ul.com/cgi-bin/XYV/template/LISEXT/1FRAME/index.htm

Screw Connection Terminal Blocks

Internal Component Blocks

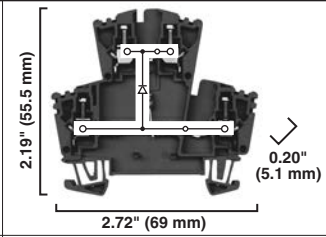
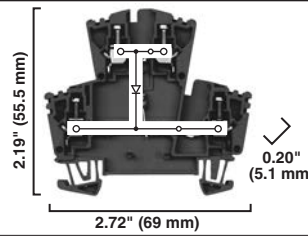
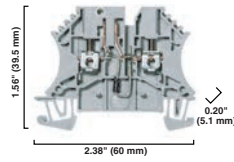


1492-J3DF

1492-JD3DF*

1492-JD3DR*

Dimensions are not intended to be used for manufacturing purposes.
Note: Height dimension is measured from top of rail to top of terminal block.



Specifications

	<i>Single-level diode forward terminal block with test plug sockets</i>			<i>Two-Level terminal block with a diode in forward bias between the levels.</i>			<i>Two-Level terminal block with a diode in reverse bias between the levels.</i>		
Certifications		CSA	IEC		CSA	IEC		CSA	IEC
Voltage Rating	300V AC/DC		500V AC/DC	600V AC/DC	300V AC/DC	400V AC/DC	600V AC/DC	300V AC/DC	400V AC/DC
Diode Reverse Voltage Rating	—			1000V			1000V		
Maximum Current	20 A	10 A	6 A	20 A	10 A	—	20 A	10 A	—
Diode Current*	—			1 A			1 A		
Resistor Type	—			—			—		
Resistor Value	—			—			—		
Current through Busbar	10 A	1 A	14 A	10 A			10 A		
Wire Range (Rated Cross Section)	#26...12 AWG		0.5...2.5 mm ²	#22...12 AWG	#26...12 AWG	2.5 mm ²	#22...12 AWG	#26...12 AWG	2.5 mm ²
Wire Strip Length	0.394 in. (10 mm)			0.39 in. (10 mm)			0.39 in. (10 mm)		
Recommended Tightening Torque	4.4...6.2 lb•in (0.5...0.7 N•m)			4.5...7.1 lb•in (0.5...0.8 N•m)			4.5...7.1 lb•in (0.5...0.8 N•m)		
Density	59 pcs/ft (196 pcs/m)			59 pcs/ft (196 pcs/m)			59 pcs/ft (196 pcs/m)		
Housing Temperature Range	-58...+248 °F (-50...+120 °C)			-58...+248 °F (-50...+120 °C)			-58...+248 °F (-50...+120 °C)		
Short-Circuit Current Rating	See [T-8479231]								



Terminal Blocks	Cat. No.	Pkg Qty.	Cat. No.	Pkg Qty.	Cat. No.	Pkg Qty.	
Color:	Black	1492-J3DF	50	1492-JD3DF	1	1492-JD3DR	1
Accessories	Cat. No.	Pkg Qty.	Cat. No.	Pkg Qty.	Cat. No.	Pkg Qty.	
Mounting Rails:							
1 m Symmetrical DIN (Steel)	199-DR1	10	199-DR1	10	199-DR1	10	
1 m Symmetrical DIN (Aluminum)	1492-DR5	10	1492-DR5	10	1492-DR5	10	
1 m Hi-Rise Sym. DIN (Aluminum)	1492-DR6	2	1492-DR6	2	1492-DR6	2	
1 m Angled Hi-Rise Sym. DIN (Steel)	1492-DR7	2	1492-DR7	2	1492-DR7	2	
End Barrier	1492-EBJ3	50	1492-EBJD3	20	1492-EBJD3	20	
End Anchors:							
Screwless End Retainer	1492-ERL35	20	1492-ERL35	20	1492-ERL35	20	
DIN Rail — Normal Duty	1492-EAJ35	100	1492-EAJ35	100	1492-EAJ35	100	
DIN Rail — Heavy Duty	1492-EAHJ35	50	1492-EAHJ35	50	1492-EAHJ35	50	
Jumpers:							
Screw Center Jumper — 10-pole	—	—	1492-CJJ5-10	20	1492-CJJ5-10	20	
Screw Center Jumper — 4-pole	—	—	1492-CJJ5-4	50	1492-CJJ5-4	50	
Screw Center Jumper — 3-pole	—	—	1492-CJJ5-3	50	1492-CJJ5-3	50	
Screw Center Jumper — 2-pole	—	—	1492-CJJ5-2	50	1492-CJJ5-2	50	
Insulated Side Jumper — 24-Pole	—	—	1492-SJ5A-24	50	1492-SJ5A-24	50	
Insulated Side Jumper — 10-Pole	—	—	1492-SJ5A-10	50	1492-SJ5A-10	50	
Screw Type Jumper Notching Tool	—	—	1492-T1	1	1492-T1	1	
Other Accessories:							
Partition Plate	1492-SPJ3	50	1492-PPJD3	20	1492-PPJD3	20	
Other Accessories:							
Test Plug	1492-TP23	20	—	—	—	—	
Marking Systems:							
Snap-in marker card	1492-MR5X12 (120/card)	5	1492-M5X8 (144/card)	5	1492-M5X8 (144/card)	5	
Snap-in marker card	1492-M5X12 (144/card)	5	1492-M5X5 (200/card)	5	1492-M5X5 (200/card)	5	

* See page 12-97 for component specifications.