


Product Details and Certifications

Cross Reference RA Part Number: 1492-L10 A

Product: 1492-L10

Description: 1492-L Spring Clamp Terminal Block, One-Circuit Feed-Through Block, 10 mm (# 22 AWG - # 8 AWG), Standard Feedthrough, Gray (Standard)



Representative Photo Only (actual product may vary based on configuration sections)

BLOCK STYLE

Bulletin Number	1492 Terminal Block Accessories
Base Block Style	Standard Feed-Through Blocks

BASE DATA

Base Block Type	One-Circuit Feed-Through Block
-----------------	--------------------------------

DETAIL DATA

Features	Standard Feedthrough
Maximum Wire Size & Rating	UL: 16-6 AWG (60A @600V AC/DC)\nCSA: 16-6 AWG (55A @600V AC/DC)\nIEC: 10mm ² (57A @800V AC/DC)\nEEx e II: 10mm ² /16-8 AWG (50A @550V)
Color	Gray (Standard)

CERTIFICATIONS AND APPROVALS

UR	UL 486E, UL 1059; Reference File: E40735, E187022
CSA	CSA C22.2 No. 65, No. 158; On Website, Name: Rockwell, Keyword Search: 1492
IEC	EN 60947-1, EN 60947-7-1(Feed-Through), -2(Ground), -3(Fuse)
ATEX	http://www.rockwellautomation.com/products/certification/ex/excert.html
Short Circuit Current Rating	This terminal block carries a minimum of 10kA SCCR rating for all protection methods. Please see the table for other possible elevated ratings.
For CSA Certifications:	http://directories.csa-international.org/directorymain.asp
For UL Certifications Directory:	http://database.ul.com/cgi-bin/XYV/template/LISEXT/1FRAME/index.htm

Spring-Clamp Connection Terminal Blocks

Standard Feed-Through Blocks

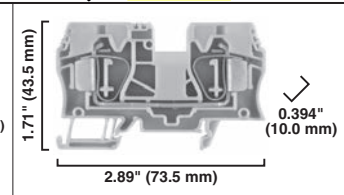
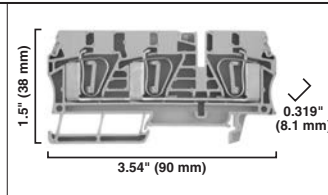
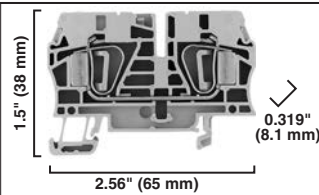


1492-L6

1492-L6T

1492-L10

Dimensions are not intended to be used for manufacturing purposes.
Note: Height dimension is measured from top of rail to top of terminal block.



Specifications

	Feed-through terminal block				Feed-through terminal block with 2 connection points on one side				Feed-through terminal block			
Certifications		CSA	IEC	ATEX		CSA	IEC	ATEX		CSA	IEC	ATEX
Voltage Rating	600V AC/DC		800V AC/DC	550V AC/DC	600V AC/DC		800V AC/DC	550V AC/DC	600V AC/DC		800V AC/DC	550V AC/DC
Maximum Current	50 A		41 A	36 A	50 A		41 A	36 A	60 A	55 A	57 A	50 A
Wire Range (Rated Cross Section)	#22...8 AWG	#20...8 AWG	6 mm ²	6 mm ² (20...8 AWG)	#22...8 AWG	#20...8 AWG	6 mm ²	6 mm ² (#20...10 AWG)	#16...6 AWG	10 mm ²	10 mm ² (16...8 AWG)	10 mm ² (16...8 AWG)
Wire Strip Length	0.51 in. (13 mm)				0.51 in. (13 mm)				0.70 in. (18 mm)			
Density	37 pcs/ft (123 pcs/m)				37 pcs/ft (123 pcs/m)				30 pcs/ft (99 pcs/m)			
Housing Temperature Range	-58...+248 °F (-50...+120 °C)				-58...+248 °F (-50...+120 °C)				-58...+248 °F (-50...+120 °C)			
Short-Circuit Current Rating	See page 12-78											

Terminal Blocks

		Cat. No.	Pkg Qty.	Cat. No.	Pkg Qty.	Cat. No.	Pkg Qty.
Color	Grey	1492-L6	50	1492-L6T	50	1492-L10	25
	Red	1492-L6-RE	50	1492-L6T-RE	50	1492-L10-RE	25
	Blue	1492-L6-B	50	1492-L6T-B	50	1492-L10-B	25
	Black	1492-L6-BL	50	1492-L6T-BL	50	1492-L10-BL	25
	Green	1492-L6-G	50	1492-L6T-G	50	1492-L10-G	25
	Yellow	1492-L6-Y	50	1492-L6T-Y	50	1492-L10-Y	25
	Orange	1492-L6-OR	50	1492-L6T-OR	50	1492-L10-OR	25
	Brown	1492-L6-BR	50	1492-L6T-BR	50	1492-L10-BR	25
	White	1492-L6-W	50	1492-L6T-W	50	1492-L10-W	25

Accessories

	Cat. No.	Pkg Qty.	Cat. No.	Pkg Qty.	Cat. No.	Pkg Qty.
Mounting Rails						
1 m Symmetrical DIN (Steel)	199-DR1	10	199-DR1	10	199-DR1	10
1 m Symmetrical DIN (Aluminum)	1492-DR5	10	1492-DR5	10	1492-DR5	10
1 m Hi-Rise Sym. DIN (Aluminum)	1492-DR6	2	1492-DR6	2	1492-DR6	2
1 m Angled Hi-Rise Sym. DIN (Steel)	1492-DR7	2	1492-DR7	2	1492-DR7	2
End Barriers						
Grey	1492-EBL6	50	1492-EBL6T	50	1492-EBL10	20
Blue	1492-EBL6-B	50	1492-EBL6T-B	50	1492-EBL10-B	20
Yellow	1492-EBL6-Y	50	1492-EBL6T-Y	50	1492-EBL10-Y	20
End Anchors and Retainers						
Screwless End Retainer	1492-ERL35	20	1492-ERL35	20	1492-ERL35	20
DIN Rail — Normal Duty	1492-EAJ35	100	1492-EAJ35	100	1492-EAJ35	100
DIN Rail — Heavy Duty	1492-EAHJ35	50	1492-EAHJ35	50	1492-EAHJ35	50
Jumpers						
Plug-in Center Jumper — 32-Pole	1492-CJL8-32	10	1492-CJL8-32	10	—	—
Plug-in Center Jumper — 4-Pole	1492-CJL8-4	60	1492-CJL8-4	60	—	—
Plug-in Center Jumper — 3-Pole	1492-CJL8-3	60	1492-CJL8-3	60	—	—
Plug-in Center Jumper — 2-Pole	1492-CJL8-2	60	1492-CJL8-2	60	1492-CJL10-2	25
Other Accessories						
Test Plug	—	—	—	—	1492-TP23	20
Test Plug (Stackable)	1492-TPL8	25	1492-TPL8	25	—	—
Electrical Warning Plate	1492-EWPL8	20	1492-EWPL8	20	1492-EWPL10	20
Marking Systems						
Snap-In Marker Cards*	1492-M6X12 (120/card)	5	1492-M6X12 (120/card)	5	1492-M6X12 (120/card)	5
Snap-In Marker Cards	1492-MR8X12 (84/card)	5	1492-M8X5 (160/card)	5	1492-M8X5 (160/card)	5
Hinged Marker Cards	1492-MH6X12 (80/card)	5	1492-MH6X12 (80/card)	5	1492-MH5X15 (96/card)	5

* May only be mounted in terminal block corner marking positions.