


Product Details and Certifications

Cross Reference RA Part Number: 1492-L3T A

 **Product: 1492-L3T**

Description: 1492-L Spring Clamp Terminal Block, One-Circuit Feed-Through Block, 2.5 mm²
(# 30 AWG - # 12 AWG), 2 Connection points on one side, Gray (Standard)



Representative Photo Only (actual product may vary based on configuration sections)

BLOCK STYLE

Bulletin Number	1492 Terminal Block Accessories
Base Block Style	Standard Feed-Through Blocks

BASE DATA

Base Block Type	One-Circuit Feed-Through Block
-----------------	--------------------------------

DETAIL DATA

Features	2 Connection points on one side
Maximum Wire Size & Rating	UL: 30-12 AWG (25A @600V AC/DC)\nCSA: 26-12 AWG (27A @600V AC/DC)\nIEC: 2.5mm ² (24A @800V AC/DC)\nEEx e II: 2.5mm ² /20-12 AWG (21A @550V AC/DC)
Color	Gray (Standard)

CERTIFICATIONS AND APPROVALS

UR	UL 486E, UL 1059; Reference File: E40735, E187022
CSA	CSA C22.2 No. 65, No. 158; On Website, Name: Rockwell, Keyword Search: 1492
IEC	EN 60947-1, EN 60947-7-1(Feed-Through), -2(Ground), -3(Fuse)
ATEX	http://www.rockwellautomation.com/products/certification/ex/excert.html
Short Circuit Current Rating	This terminal block carries a minimum of 10kA SCCR rating for all protection methods. Please see the table for other possible elevated ratings.
For CSA Certifications:	http://directories.csa-international.org/directorymain.asp
For UL Certifications Directory:	http://database.ul.com/cgi-bin/XYV/template/LISEXT/1FRAME/index.htm

Spring-Clamp Connection Terminal Blocks

Standard Feed-Through Blocks

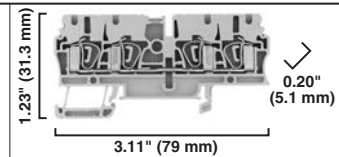
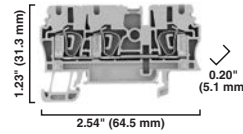
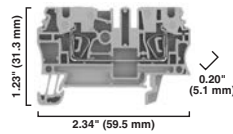


1492-L3

1492-L3T

1492-L3Q

Dimensions are not intended to be used for manufacturing purposes.
Note: Height dimension is measured from top of rail to top of terminal block.



Specifications	Feed-through terminal block				Feed-through terminal block with 3 connection points, 2 on one side				Feed-through terminal block with 2 points on each side			
Certifications	UL	CSA	IEC	ATEX	UL	CSA	IEC	ATEX	UL	CSA	IEC	ATEX
Voltage Rating	600V AC/DC		800V AC/DC	550V AC/DC	600V AC/DC		800V AC/DC	550V AC/DC	600V AC/DC		800V AC/DC	550V AC/DC
Maximum Current	25 A	27 A	24 A	21 A	25 A	27 A	24 A	21 A	25 A	27 A	24 A	21 A
Wire Range (Rated Cross Section)	#30... 12 AWG	#26... 12 AWG	2.5 mm ²	2.5 mm ² (20...12 AWG)	#30... 12 AWG	#26... 12 AWG	2.5 mm ²	2.5 mm ² (20...12 AWG)	#30... 12 AWG	#26... 12 AWG	2.5 mm ²	2.5 mm ² (20...12 AWG)
Wire Strip Length	0.39 in. (10 mm)				0.39 in. (10 mm)				0.39 in. (10 mm)			
Density	59 pcs/ft (196 pcs/m)				59 pcs/ft (196 pcs/m)				59 pcs/ft (196 pcs/m)			
Housing Temperature Range	-58...+248 °F (-50...+120 °C)				-58...+248 °F (-50...+120 °C)				-58...+248 °F (-50...+120 °C)			
Short-Circuit Current Rating (SCCR)	See page 12-78											

Terminal Blocks

Color	Cat. No.	Pkg Qty.	Cat. No.	Pkg Qty.	Cat. No.	Pkg Qty.
Grey	1492-L3	100	1492-L3T	100	1492-L3Q	100
Red	1492-L3-RE	100	1492-L3T-RE	100	1492-L3Q-RE	100
Blue	1492-L3-B	100	1492-L3T-B	100	1492-L3Q-B	100
Black	1492-L3-BL	100	1492-L3T-BL	100	1492-L3Q-BL	100
Green	1492-L3-G	100	1492-L3T-G	100	1492-L3Q-G	100
Yellow	1492-L3-Y	100	1492-L3T-Y	100	1492-L3Q-Y	100
Orange	1492-L3-OR	100	1492-L3T-OR	100	1492-L3Q-OR	100
Brown	1492-L3-BR	100	1492-L3T-BR	100	1492-L3Q-BR	100
White	1492-L3-W	100	1492-L3T-W	100	1492-L3Q-W	100

Accessories

	Cat. No.	Pkg Qty.	Cat. No.	Pkg Qty.	Cat. No.	Pkg Qty.
Mounting Rails						
1 m Symmetrical DIN (Steel)	199-DR1	10	199-DR1	10	199-DR1	10
1 m Symmetrical DIN (Aluminum)	1492-DR5	10	1492-DR5	10	1492-DR5	10
1 m Hi-Rise Sym. DIN (Aluminum)	1492-DR6	2	1492-DR6	2	1492-DR6	2
1 m Angled Hi-Rise Sym. DIN (Steel)	1492-DR7	2	1492-DR7	2	1492-DR7	2
End Barriers						
Grey	1492-EBL3	50	1492-EBL3T	50	1492-EBL3Q	50
Blue	1492-EBL3-B	50	1492-EBL3T-B	50	1492-EBL3Q-B	50
Yellow	1492-EBL3-Y	50	1492-EBL3T-Y	50	1492-EBL3Q-Y	50
End Anchors and Retainers						
Screwless End Retainer	1492-ERL35	20	1492-ERL35	20	1492-ERL35	20
DIN Rail — Normal Duty	1492-EAJ35	100	1492-EAJ35	100	1492-EAJ35	100
DIN Rail — Heavy Duty	1492-EAHJ35	50	1492-EAHJ35	50	1492-EAHJ35	50
Jumpers						
Plug-in Center Jumper — 50-Pole	1492-CJK5-50	10	1492-CJK5-50	10	1492-CJK5-50	10
Plug-in Center Jumper — 10-Pole	1492-CJK5-10	20	1492-CJK5-10	20	1492-CJK5-10	20
Plug-in Center Jumper — 9-Pole	1492-CJK5-9	20	1492-CJK5-9	20	1492-CJK5-9	20
Plug-in Center Jumper — 8-Pole	1492-CJK5-8	20	1492-CJK5-8	20	1492-CJK5-8	20
Plug-in Center Jumper — 7-Pole	1492-CJK5-7	20	1492-CJK5-7	20	1492-CJK5-7	20
Plug-in Center Jumper — 6-Pole	1492-CJK5-6	20	1492-CJK5-6	20	1492-CJK5-6	20
Plug-in Center Jumper — 5-Pole	1492-CJK5-5	20	1492-CJK5-5	20	1492-CJK5-5	20
Plug-in Center Jumper — 4-Pole	1492-CJK5-4	60	1492-CJK5-4	60	1492-CJK5-4	60
Plug-in Center Jumper — 3-Pole	1492-CJK5-3	60	1492-CJK5-3	60	1492-CJK5-3	60
Plug-in Center Jumper — 2-Pole	1492-CJK5-2	60	1492-CJK5-2	60	1492-CJK5-2	60
Other Accessories						
Reducing Sleeves #30...#24 AWG (0.13...0.2 mm ²) White	1492-PSL3-2	100	1492-PSL3-2	100	1492-PSL3-2	100
Reducing Sleeves #22...#20 AWG (0.25...0.5 mm ²) Grey	1492-PSL3-5	100	1492-PSL3-5	100	1492-PSL3-5	100
Reducing Sleeves #18 AWG (0.75...1.0 mm ²) Dark Grey	1492-PSL3-10	100	1492-PSL3-10	100	1492-PSL3-10	100
Test Plug	1492-TP23	20	1492-TP23	20	1492-TP23	20
Test Plug (Stackable)	1492-TPL5	25	1492-TPL5	25	1492-TPL5	25
Electrical Warning Plate	1492-EWPL5	20	1492-EWPL5	20	1492-EWPL5	20
Marking Systems						
Snap-In Marker Cards	1492-M5X10 (144/card)	5	1492-M5X10 (144/card)	5	1492-M5X10 (144/card)	5
Snap-In Marker Cards	1492-M5X5 (200/card)	5	1492-M5X5 (200/card)	5	1492-M5X5 (200/card)	5
Hinged Marker Cards	1492-MH5X10 (96/card)	5	1492-MH5X10 (96/card)	5	1492-MH5X10 (96/card)	5
Hinged Marker Cards	1492-MH5X15 (96/card)	5	1492-MH5X15 (96/card)	5	1492-MH5X15 (96/card)	5

