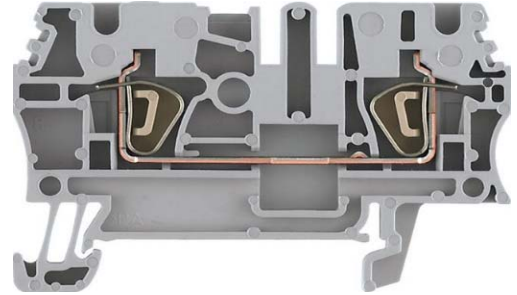


Product Details and Certifications

Cross Reference RA Part Number: 1492-L4-W A

Product: 1492-L4-W

Description: 1492-L Spring Clamp Terminal Block, One-Circuit Feed-Through Block, 4mm²(# 22 AWG - # 10 AWG) or 2.5 mm (# 22 AWG - # 12 AWG), Standard Feedthrough, White



Representative Photo Only (actual product may vary based on configuration sections)

BLOCK STYLE

Bulletin Number	1492 Terminal Block Accessories
Base Block Style	Standard Feed-Through Blocks

BASE DATA

Base Block Type	One-Circuit Feed-Through Block
-----------------	--------------------------------

DETAIL DATA

Features	Standard Feedthrough
Maximum Wire Size & Rating	UL: 26-10 AWG (3A @600V AC/DC)\nCSA: 26-10 AWG (35A @600V AC/DC)\nIEC: 4mm ² (32A @800V AC/DC)\n nEE e II: 4mm ² /20-10 AWG (28A @550V AC/DC)
Color	White

CERTIFICATIONS AND APPROVALS

UR	UL 486E, UL 1059; Reference File: E40735, E187022
CSA	CSA C22.2 No. 65, No. 158; On Website, Name: Rockwell, Keyword Search: 1492
IEC	EN 60947-1, EN 60947-7-1(Feed-Through), -2(Ground), -3(Fuse)
ATEX	http://www.rockwellautomation.com/products/certification/ex/excert.html
Short Circuit Current Rating	This terminal block carries a minimum of 10kA SCCR rating for all protection methods. Please see the table for other possible elevated ratings.
For CSA Certifications:	http://directories.csa-international.org/directorymain.asp
For UL Certifications Directory:	http://database.ul.com/cgi-bin/XYV/template/LISEXT/1FRAME/index.htm

Spring-Clamp Connection Terminal Blocks

Standard Feed-Through Blocks

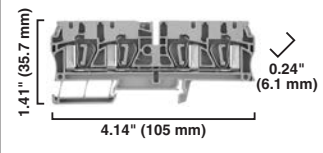
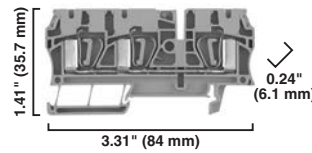
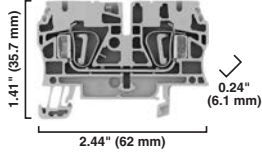


1492-L4

1492-L4T

1492-L4Q

Dimensions are not intended to be used for manufacturing purposes.
 Note: Height dimension is measured from top of rail to top of terminal block.



Specifications

	Feed-through terminal block				Feed-through terminal block with 3 connection points, 2 on one side				Feed-through terminal block with 2 connection points on each side			
Certifications	UL	CSA	IEC	ATEX	UL	CSA	IEC	ATEX	UL	CSA	IEC	ATEX
Voltage Rating	600V AC/DC		800V AC/DC	550V AC/DC	600V AC/DC		800V AC/DC	550V AC/DC	600V AC/DC		800V AC/DC	550V AC/DC
Maximum Current	33 A	35 A	32 A	28 A	33 A	35 A	32 A	28 A	33 A	35 A	32 A	28 A
Wire Range (Rated Cross Section)	#26...10 AWG		4 mm ²	4 mm ² (20...10 AWG)	#26...10 AWG		4 mm ²	4 mm ² (20...10 AWG)	#26...10 AWG		4 mm ²	4 mm ² (20...10 AWG)
Wire Strip Length	0.47 in. (12 mm)				0.47 in. (12 mm)				0.47 in. (12 mm)			
Density	49 pcs/ft (163 pcs/m)				49 pcs/ft (163 pcs/m)				49 pcs/ft (163 pcs/m)			
Housing Temperature Range	-58...+248 °F (-50...+120 °C)				-58...+248 °F (-50...+120 °C)				-58...+248 °F (-50...+120 °C)			
Short-Circuit Current Rating	See page 12-78											

Terminal Blocks

	Cat. No.	Pkg Qty.	Cat. No.	Pkg Qty.	Cat. No.	Pkg Qty.	
Color	Grey	1492-L4	50	1492-L4T	50	1492-L4Q	50
	Red	1492-L4-RE	50	1492-L4T-RE	50	1492-L4Q-RE	50
	Blue	1492-L4-B	50	1492-L4T-B	50	1492-L4Q-B	50
	Black	1492-L4-BL	50	1492-L4T-BL	50	1492-L4Q-BL	50
	Green	1492-L4-G	50	1492-L4T-G	50	1492-L4Q-G	50
	Yellow	1492-L4-Y	50	1492-L4T-Y	50	1492-L4Q-Y	50
	Orange	1492-L4-OR	50	1492-L4T-OR	50	1492-L4Q-OR	50
	Brown	1492-L4-BR	50	1492-L4T-BR	50	1492-L4Q-BR	50
	White	1492-L4-W	50	1492-L4T-W	50	1492-L4Q-W	50



Accessories

	Cat. No.	Pkg Qty.	Cat. No.	Pkg Qty.	Cat. No.	Pkg Qty.
Mounting Rails						
1 m Symmetrical DIN (Steel)	199-DR1	10	199-DR1	10	199-DR1	10
1 m Symmetrical DIN (Aluminum)	1492-DR5	10	1492-DR5	10	1492-DR5	10
1 m Hi-Rise Sym. DIN (Aluminum)	1492-DR6	2	1492-DR6	2	1492-DR6	2
1 m Angled Hi-Rise Sym. DIN (Steel)	1492-DR7	2	1492-DR7	2	1492-DR7	2
End Barriers						
Grey	1492-EBL4	50	1492-EBL4T	50	1492-EBL4Q	50
Blue	1492-EBL4-B	50	1492-EBL4T-B	50	1492-EBL4Q-B	50
Yellow	1492-EBL4-Y	50	1492-EBL4T-Y	50	1492-EBL4Q-Y	50
End Anchors and Retainers						
Screwless End Retainer	1492-ERL35	20	1492-ERL35	20	1492-ERL35	20
DIN Rail — Normal Duty	1492-EAJ35	100	1492-EAJ35	100	1492-EAJ35	100
DIN Rail — Heavy Duty	1492-EAHJ35	50	1492-EAHJ35	50	1492-EAHJ35	50
Jumpers:						
Plug-in Center Jumper — 10-Pole	1492-CJK6-10	20	1492-CJK6-10	20	1492-CJK6-10	20
Plug-in Center Jumper — 9-Pole	1492-CJK6-9	20	1492-CJK6-9	20	1492-CJK6-9	20
Plug-in Center Jumper — 8-Pole	1492-CJK6-8	20	1492-CJK6-8	20	1492-CJK6-8	20
Plug-in Center Jumper — 7-Pole	1492-CJK6-7	20	1492-CJK6-7	20	1492-CJK6-7	20
Plug-in Center Jumper — 6-Pole	1492-CJK6-6	20	1492-CJK6-6	20	1492-CJK6-6	20
Plug-in Center Jumper — 5-Pole	1492-CJK6-5	20	1492-CJK6-5	20	1492-CJK6-5	20
Plug-in Center Jumper — 4-Pole	1492-CJK6-4	60	1492-CJK6-4	60	1492-CJK6-4	60
Plug-in Center Jumper — 3-Pole	1492-CJK6-3	60	1492-CJK6-3	60	1492-CJK6-3	60
Plug-in Center Jumper — 2-Pole	1492-CJK6-2	60	1492-CJK6-2	60	1492-CJK6-2	60
Other Accessories						
Reducing Sleeves #26...#24 AWG (0.13...0.2 mm ²) White	1492-PSL4-2	100	1492-PSL4-2	100	1492-PSL4-2	100
Reducing Sleeves #20...#22 AWG (0.25...0.5 mm ²) Grey	1492-PSL4-5	100	1492-PSL4-5	100	1492-PSL4-5	100
Reducing Sleeves #18 AWG (0.75...1.0 mm ²) Dark Grey	1492-PSL4-10	100	1492-PSL4-10	100	1492-PSL4-10	100
Test Plug	1492-TP23	20	1492-TP23	20	1492-TP23	20
Test Plug (Stackable)	1492-TPL6	25	1492-TPL6	25	1492-TPL6	25
Electrical Warning Plate	1492-EWPL6	20	1492-EWPL6	20	1492-EWPL6	20
Marking Systems						
Snap-In Marker Cards	1492-M6X10 (120/card)	5	1492-M6X10 (120/card)	5	1492-M6X10 (120/card)	5
Snap-In Marker Cards	1492-M6X5 (200/card)	5	1492-M6X5 (200/card)	5	1492-M6X5 (200/card)	5
Hinged Marker Cards	1492-MH6X12 (80/card)	5	1492-MH6X12 (80/card)	5	1492-MH6X12 (80/card)	5

