


Product Details and Certifications

Cross Reference RA Part Number: 1492-LD2 A

 **Product: 1492-LD2**

Description: 1492-L Spring Clamp Terminal Block, Two-Circuit Feed-Through Block, 1.5 mm²
(# 22 AWG - # 16 AWG), Standard Feedthrough, Gray (Standard)



Representative Photo Only (actual product may vary based on configuration sections)

BLOCK STYLE

Bulletin Number	1492 Terminal Block Accessories
Base Block Style	Multi-Circuit Feed-Through Blocks

BASE DATA

Base Block Type	Two-Circuit Feed-Through Block
-----------------	--------------------------------

DETAIL DATA

Features	Standard Feedthrough
Maximum Wire Size & Rating	UL: 28-16 AWG (10A @300V AC/DC)\nCSA: 28-16 AWG (10A @600V AC/DC)\nIEC: 1.5mm ² (17.5A @500V AC/DC)
Color	Gray (Standard)

CERTIFICATIONS AND APPROVALS

UR	UL 486E, UL 1059; Reference File: E40735
CSA	CSA C22.2 No. 65, No. 158; On Website, Name: Rockwell, Keyword Search: 1492
IEC	EN 60947-1, EN 60947-7-1(Feed-Through), -2(Ground), -3(Fuse)
Short Circuit Current Rating	This terminal block carries a minimum of 10kA SCCR rating for all protection methods. Please see the table for other possible elevated ratings.
For CSA Certifications:	http://directories.csa-international.org/directorymain.asp
For UL Certifications Directory:	http://database.ul.com/cgi-bin/XYV/template/LISEXT/1FRAME/index.htm

Spring-Clamp Connection Terminal Blocks

Multi-Circuit Feed-Through Blocks

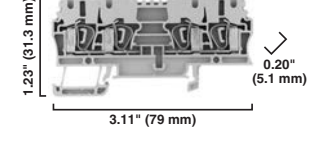

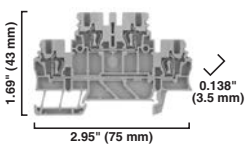


1492-LD2

1492-LD3

1492-L3QS

Dimensions are not intended to be used for manufacturing purposes.
Note: Height dimension is measured from top of rail to top of terminal block.



Specifications

	Two-circuit feed-through terminal block			Two-circuit feed-through terminal block				Side-by-side two circuit terminal block			
Certifications											
Voltage Rating	300V AC/DC	600V AC/DC	500V AC/DC	600V AC/DC		800V AC/DC	550V AC/DC	600V AC/DC		800V AC/DC	550V AC/DC
Maximum Current	10 A		17.5 A	20 A	25 A	24 A	20 A	25 A	27 A	24 A	21 A
Wire Range (Rated Cross Section)	#28... 16 AWG		1.5 mm ²	#30... 12 AWG		2.5 mm ²	0.5...2.5 mm ² (#20...14 AWG)	#26... 12 AWG		2.5 mm ²	2.5 mm ² (20... 12 AWG)
Wire Strip Length	0.39 in. (10 mm)			0.39 in. (10 mm)				0.39 in. (10 mm)			
Density	87 pcs/ft (285 pcs/m)			59 pcs/ft (196 pcs/m)				59 pcs/ft (196 pcs/m)			
Housing Temperature Range	-58...+248 °F (-50...+120 °C)			-58...+248 °F (-50...+120 °C)				-58...+248 °F (-50...+120 °C)			

Terminal Blocks

Color		Cat. No.	Pkg Qty.	Cat. No.	Pkg Qty.	Cat. No.	Pkg Qty.
Grey		1492-LD2		1492-LD3	25	1492-L3QS	50
Red		1492-LD2-RE	50	1492-LD3-RE	25	1492-L3QS-RE	50
Blue		1492-LD2-B	50	1492-LD3-B	25	1492-L3QS-B	50
Black		1492-LD2-BL	50	1492-LD3-BL	25	1492-L3QS-BL	50
Green		1492-LD2-G	50	1492-LD3-G	25	1492-L3QS-G	50
Yellow		1492-LD2-Y	50	1492-LD3-Y	25	1492-L3QS-Y	50
Orange		1492-LD2-OR	50	1492-LD3-OR	25	1492-L3QS-OR	50
Brown		1492-LD2-BR	50	1492-LD3-BR	25	1492-L3QS-BR	50
White		1492-LD2-W	50	1492-LD3-W	25	1492-L3QS-W	50

Accessories

	Cat. No.	Pkg Qty.	Cat. No.	Pkg Qty.	Cat. No.	Pkg Qty.
Mounting Rails						
1 m Symmetrical DIN (Steel)	199-DR1	10	199-DR1	10	199-DR1	10
1 m Symmetrical DIN (Aluminum)	1492-DR5	10	1492-DR5	10	1492-DR5	10
1 m Hi-Rise Symmetrical DIN (Aluminum)	1492-DR6	2	1492-DR6	2	1492-DR6	2
1 m Angled Hi-Rise Sym. DIN (Steel)	1492-DR7	2	1492-DR7	2	1492-DR7	2
End Barriers						
Grey	1492-EBLD2	50	1492-EBLD3	20	1492-EBL3Q	50
Blue	1492-EBLD2-B	20	1492-EBLD3-B	20	1492-EBL3Q-B	50
Yellow	1492-EBLD2-Y	20	1492-EBLD3-Y	20	1492-EBL3Q-Y	50
End Anchors and Retainers						
Screwless End Retainer	1492-ERL35	20	1492-ERL35	20	1492-ERL35	20
DIN Rail — Normal Duty	1492-EAJ35	100	1492-EAJ35	100	1492-EAJ35	100
DIN Rail — Heavy Duty	1492-EAHJ35	50	1492-EAHJ35	50	1492-EAHJ35	50
Jumpers						
Plug-in Center Jumper — 50-Pole	—	—	1492-CJK5-50	10	—	—
Plug-in Center Jumper — 10-Pole	1492-CJL4-10	20	1492-CJK5-10	20	—	—
Plug-in Center Jumper — 9-Pole	—	—	1492-CJK5-9	20	—	—
Plug-in Center Jumper — 8-Pole	—	—	1492-CJK5-8	20	—	—
Plug-in Center Jumper — 7-Pole	—	—	1492-CJK5-7	20	—	—
Plug-in Center Jumper — 6-Pole	—	—	1492-CJK5-6	20	—	—
Plug-in Center Jumper — 5-Pole	1492-CJL4-5	60	1492-CJK5-5	20	—	—
Plug-in Center Jumper — 4-Pole	1492-CJL4-4	60	1492-CJK5-4	60	—	—
Plug-in Center Jumper — 3-Pole	1492-CJL4-3	60	1492-CJK5-3	60	—	—
Plug-in Center Jumper — 2-Pole	1492-CJL4-2	60	1492-CJK5-2	60	—	—
Other Accessories						
Reducing Sleeves #28...24 AWG (0.13...0.2 mm ²)	1492-PSL2-2	100	1492-PSLS2-2	100	1492-PSL3-2	100
Reducing Sleeves #22...20 AWG (0.25...0.5 mm ²)	1492-PSL2-5	100	1492-PSLS2-5	100	1492-PSL3-5	100
Reducing Sleeves #18 AWG (0.75...1.0 mm ²)	—	—	—	—	1492-PSL3-10	100
Test Plug	1492-TPL4	25	—	—	1492-TP23	20
					1492-TPL5	25
Electrical Warning Plate	1492-EWPL4	20	—	—	1492-EWPL5	20
Marking Systems						
Snap-In Marker Cards	1492-M3X12 (120/card)*	5	1492-M5X10 (144/card)	5	1492-M5X10 (144/card)	5
	1492-M3X5 (100/card)	5	1492-M5X5 (200/card)	5	1492-M5X5 (200/card)	5
Hinged Marker Cards	—	—	—	—	1492-MH5X10 (96/card)	5

* May only be mounted in terminal block corner marking positions.

