

Product Details and Certifications

Cross Reference RA Part Number: 1492-LSG2 A

Product: 1492-LSG2

Description: 1492-L Spring Clamp Terminal Block, Plug-In Distribution Block (Internally Jumpered),
4 mm² (# 22 AWG - # 10 AWG), Standard Feedthrough, Green / Yellow Stripe (Standard)



Representative Photo Only (actual product may vary based on configuration sections)

BLOCK STYLE

Bulletin Number	1492 Terminal Block Accessories
Base Block Style	Sensor Blocks

BASE DATA

Base Block Type	Plug-In Distribution Block (Internally Jumpered)
-----------------	--

DETAIL DATA

Features	Standard Feedthrough
Maximum Wire Size & Rating	UL: 26-14 AWG (10A @300V AC/DC)\nCSA: 26-14 AWG (10A @300V AC/DC)\nIEC: 1.5mm ² (17.5A @250V AC/DC)
Color	Green / Yellow Stripe (Standard)

CERTIFICATIONS AND APPROVALS

UR	UL 486E, UL 1059; Reference File: E40735
CSA	CSA C22.2 No. 65, No. 158; On Website, Name: Rockwell, Keyword Search: 1492
IEC	EN 60947-1, EN 60947-7-1(Feed-Through), -2(Ground), -3(Fuse)
Short Circuit Current Rating	This terminal block carries a minimum of 10kA SCCR rating for all protection method: Please see the table for other possible elevated ratings.
For CSA Certifications:	http://directories.csa-international.org/directorymain.asp
For UL Certifications Directory:	http://database.ul.com/cgi-bin/XYV/template/LISEXT/1FRAME/index.htm

Spring-Clamp Connection Terminal Blocks

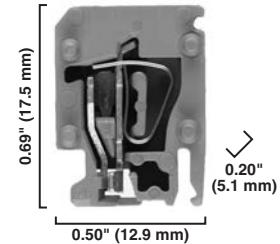

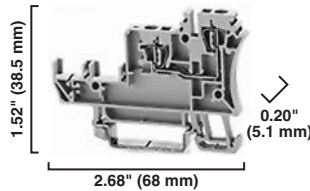
Sensor Blocks — 3-Wire

1492-LS2-3*
1492-LS2-3L*

1492-LSG2-3*

1492-LS2-BR
1492-LS2-B
1492-LSG2

Dimensions are not intended to be used for manufacturing purposes.
Note: Height dimension is measured from top of rail to top of terminal block.



Specifications	3 conductor sensor block base for plug in distribution blocks			3 conductor sensor ground block base for plug in distribution blocks			Plug in Distribution blocks — internally jumpered		
Certifications		CSA	IEC		CSA	IEC		CSA	IEC
Voltage Rating (without LED)	300V AC/DC		250V AC/DC	300V AC/DC		250V AC/DC	300V AC/DC		250V AC/DC
Voltage Rating (with LED)	5...30V AC/DC			—			5...30V AC/DC		
Maximum Current	10 A		17.5 A	10 A		17.5 A	10 A		17.5 A
Wire Range (Rated Cross Section)	#26...14 AWG		1.5 mm ²	#26...14 AWG		1.5 mm ²	#26...14 AWG		1.5 mm ²
Wire Strip Length	0.31 in. (8 mm)			0.31 in. (8 mm)			0.31 in. (8 mm)		
Density	59 pcs/ft (196 pcs/m)			59 pcs/ft (196 pcs/m)			59 pcs/ft (196 pcs/m)		
Housing Temperature Range	-58...+248 °F (-50...+120 °C)			-58...+248 °F (-50...+120 °C)			-58...+248 °F (-50...+120 °C)		

Terminal Blocks	Cat. No.	Pkg Qty.	Cat. No.	Pkg Qty.	Cat. No.	Pkg Qty.
Color: Grey (Without LED)	1492-LS2-3	50	—	—	—	—
Grey (With LED)	1492-LS2-3L	50	—	—	—	—
Green/Yellow	—	—	1492-LSG2-3	20	1492-LSG2	100
Brown	—	—	—	—	1492-LS2-BR	100
Blue	—	—	—	—	1492-LS2-B	100

Accessories	Cat. No.	Pkg Qty.	Cat. No.	Pkg Qty.	Cat. No.	Pkg Qty.
Mounting Rails:						
1 m Symmetrical DIN (Steel)	199-DR1	10	199-DR1	10	—	—
1 m Symmetrical DIN (Aluminum)	1492-DR5	10	1492-DR5	10	—	—
1 m Hi-Rise Sym. DIN (Aluminum)	1492-DR6	2	1492-DR6	2	—	—
1 m Angled Hi-Rise Sym. DIN (Steel)	1492-DR7	2	1492-DR7	2	—	—
End Barriers Grey	1492-EBLS2-3	50	1492-EBLS2-3	50	Not required	—
End Anchors and Retainers						
Screwless End Retainer	1492-ERL35	20	1492-ERL35	20	—	—
DIN Rail — Normal Duty	1492-EAJ35	100	1492-EAJ35	100	—	—
DIN Rail — Heavy Duty	1492-EAHJ35	50	1492-EAHJ35	50	—	—
Jumpers:						
Plug-in Center Jumper — 50-Pole	1492-CJK5-50	10	—	—	—	—
Plug-in Center Jumper — 10-Pole	1492-CJK5-10	20	—	—	—	—
Plug-in Center Jumper — 9-Pole	1492-CJK5-9	20	—	—	—	—
Plug-in Center Jumper — 8-Pole	1492-CJK5-8	20	—	—	—	—
Plug-in Center Jumper — 7-Pole	1492-CJK5-7	20	—	—	—	—
Plug-in Center Jumper — 6-Pole	1492-CJK5-6	20	—	—	—	—
Plug-in Center Jumper — 5-Pole	1492-CJK5-5	20	—	—	—	—
Plug-in Center Jumper — 4-Pole	1492-CJK5-4	60	—	—	—	—
Plug-in Center Jumper — 3-Pole	1492-CJK5-3	60	—	—	—	—
Plug-in Center Jumper — 2-Pole	1492-CJK5-2	60	—	—	—	—
Other Accessories:						
Reducing Sleeves 28...24 AWG (0.13...0.2 mm ²) White	1492-PSLS2-2	100	—	—	1492-PSLS2-2	100
Reducing Sleeves 22...20 AWG (0.25...0.5 mm ²) Grey	1492-PSLS2-5	100	—	—	1492-PSLS2-5	100
Marking Systems:						
Snap-In Marker Cards	1492-M5X5 (200/card)	5	1492-M5X5 (200/card)	5	—	—

* A combination of two distribution blocks must be used with each base block.