

Product Details and Certifications

Cross Reference RA Part Number: 1492-PD3263 B

 **Product: 1492-PD3263**

Description: 1492 Power Block, Power Distribution Block, 3-Pole, Aluminum,
2 Openings Line Side, 6 Openings Load Side, 350 Amps



Representative Photo Only (actual product may vary based on configuration sections)

POWER BLOCK DATA




Bulletin Number	1492 Power Terminal Block
Base Block Type	Power Distribution Block
Number of Poles	3-Pole
Connector Material	Aluminum
Openings per Pole (Line Side)	2 Openings
Openings per Pole (Load Side)	6 Openings
Current Rating (per Pole)	350 Amps
Marking Strips	Single White Strip Provided




CERTIFICATIONS AND APPROVALS

UL
CE
CSA

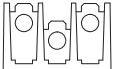
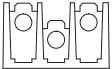

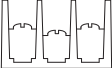

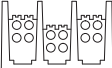





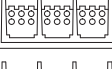



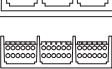
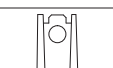
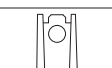







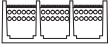


For UL Certifications Directory:

<http://database.ul.com/cgi-bin/XYV/template/LISEXT/1FRAME/index.htm>

 <p>Bulletin 1492-PD</p>  <p>Bulletin 1492-PDE</p>  <p>Bulletin 1492-PDL</p>	<p>Bulletin 1492 — Power Blocks</p> <p>Rockwell Automation offers a broad line of Allen-Bradley Power Distribution Blocks, which are designed to meet most application needs. The Power Blocks feature terminal identification options (either write-on marking surface or marker retention feature). In addition, mounting dimensions are provided with each unit and wire ranges and tightening torques are labeled on the product to simplify installation.</p> <p>Five styles of power blocks are available:</p> <ul style="list-style-type: none"> • Mini blocks • Open-style power distribution terminal blocks with aluminum or copper connectors • Open-style feed-through/splicer terminal blocks with aluminum or copper connectors • Enclosed power distribution terminal blocks with aluminum or copper connectors • Power distribution terminal blocks with aluminum connectors with feeder spacing, high SCCR, and front barrier. 	<p>Table of Contents</p> <p>Product Selection..... 12-119</p> <p>Approximate Dimensions..... 12-125</p> <p>Standards Compliance</p> <p>UL 1059 CSA C22.2 No. 158 EN/IEC 60947-1, -7-1</p> <p>Certifications</p> <p>CE Marked CSA Certified (File No. 72582, Class 6228-01) UL Component Recognized (File No. E40735, Guide No. XCFR2)</p> <p>Flammability Rating</p> <p>94V-O</p>
--	---	---

			
Bulletin	1492-PD	1492-PDL	1492-PDE
Features	Available as: <ul style="list-style-type: none"> • Mini-block • Power Distribution Block • Feed-through/Splice block • Protective Covers Available 	<ul style="list-style-type: none"> • Service Entrance Spacing <ul style="list-style-type: none"> • Panel-mounting • Attached hinge-cover 	<ul style="list-style-type: none"> • Can be mechanically connected for multiple pole requirements <ul style="list-style-type: none"> • Panel-mounting • Finger-safe from front
Current Range	115...760 A	175...335 A	175...510 A
Number of Poles	1- or 3-pole	3-pole	1-pole
Distribution Block Wiring	1, 4, 6, 8, and 12 wires per pole	1, 4, 6, 9, and 12 wires per pole	1, 2, 4, and 8 wires per pole
Max. Voltage Ratings	600V AC/DC	600V AC/DC	600V AC/DC
Insulation Material Max. Temp.	150 °C (302 °F)	150 °C (302 °F)	125 °C (257 °F)
Power Block Material	Aluminum or Copper	Aluminum	Aluminum or Copper
Wire Size	(2) 500 MCM...#14 per phase Cu	2/0... #14 AWG per phase Cu	400 kcmil... #14 AWG per phase Cu
Certifications	UR, CSA, CE	UR, CSA, CE	UR, CSA, CE
Product Selection	Page 12-121	Page 12-124	Page 12-123

Open Style Blocks with Aluminum Connectors, Continued

Cat. No.	No. of Poles	Amperage	Line			Load			Power Block Cover
			Connector Config.	Wire Range for Line	Wires Per Pole for Line	Connector Config.	Wire Range for Load	Wires Per Pole for Load	Cat. No.
1492-100X	3	175		2/0...#14 AWG (70...2.5 mm ²)	1		2/0...#14 AWG (70...2.5 mm ²)	1	1492-PBC1
1492-50 XF	3	175		2/0...#14 AWG (70...2.5 mm ²)	1		1/4" Tap w/Binding Screw	1	1492-PBC1
1492-PD3141	3	175		2/0...#14 AWG (70...2.5 mm ²)	1		#4...14 AWG (25...2.5 mm ²)	4	1492-PBC1
1492-BE	1	255		250 kcmil... #6 AWG (120...16 mm ²)	1		250 kcmil... #6 AWG (120...16 mm ²)	1	1492-PBC5
1492-PD3113	3	310		350 kcmil... #6 AWG (185...16 mm ²)	1		350 kcmil... #6 AWG (185...16 mm ²)	1	1492-PBC2
1492-PD3163	3	335		400 kcmil... #6 AWG (185...16 mm ²)	1		#2...14 AWG (35...2.5 mm ²)	6	1492-PBC2
1492-PD3183	3	335		400 kcmil... #6 AWG (185...16 mm ²)	1		#2...14 AWG (35...2.5 mm ²)	8	1492-PBC8
1492-PD3263	3	350		2/0...#14 AWG (70...2.5 mm²)	2		#4...14 AWG (25...2.5 mm²)	6	1492-PBC2
1492-PD31123	3	380		500 kcmil... #4 AWG (240...25 mm ²)	1		#2...14 AWG (35...2.5 mm ²)	12	1492-PBC3
1492-BF	1	420		600 kcmil... #4 AWG (300...25 mm ²)	1		600 kcmil... #4 AWG (300...25 mm ²)	1	1492-PBC6
1492-PD3226	3	620		350 kcmil... #6 AWG (185...16 mm ²)	2		350 kcmil... #6 AWG (185...16 mm ²)	2	1492-PBC3
1492-BG	1	760		500 kcmil... #4 (240...25)	2		500 kcmil... #4 (240...25)	2	1492-PBC7
1492-PD3287	3	760		500 kcmil... #6 AWG (240...25 mm ²)	2		#2/0...14 AWG (70...2.5 mm ²)	8	1492-PBC3
1492-PD32127	3	760		500 kcmil... #6 AWG (240...16 mm ²)	2		#4...14 AWG (25...2.5 mm ²)	12	1492-PBC3



Approximate Dimensions

Dimensions are in inches (millimeters). Dimensions are not intended to be used for manufacturing purposes.

Figure 1

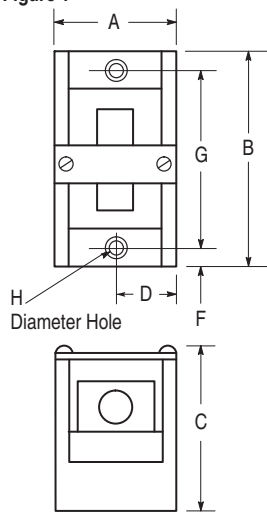


Figure 2

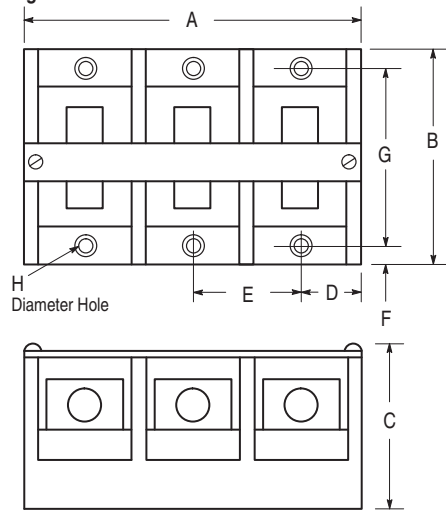
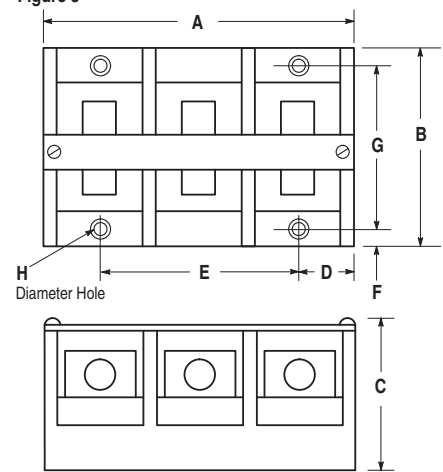


Figure 3



Cat. No.	Figure	A	B	C	D	E	F	G	H
1492-PDM3111	3*	2.03 (51.56)	2.29 (58.17)	1.62 (41.15)	0.38 (9.68)	1.27 (32.26)	0.19 (4.83)	1.93 (49.02)	0.201 (5.11)
1492-PDM3141	3*	2.03 (51.56)	2.29 (58.17)	1.62 (41.15)	0.38 (9.68)	1.27 (32.26)	0.19 (4.83)	1.93 (49.02)	0.201 (5.11)
1492-50Y	1	1.13 (28.7)	2.88 (73.15)	1.88 (47.8)	0.56 (14.22)	—	0.31 (7.87)	2.25 (57.15)	0.205 (5.21)
1492-100Y	1	1.13 (28.7)	2.88 (73.15)	1.88 (47.8)	0.56 (14.22)	—	0.31 (7.87)	2.25 (57.15)	0.205 (5.21)
1492-50X	3	2.75 (69.85)	2.88 (73.15)	1.88 (47.8)	0.56 (14.22)	1.62 (41.2)	0.31 (7.87)	2.25 (57.15)	0.205 (5.21)
1492-100X	3	2.75 (69.85)	2.88 (73.15)	1.88 (47.8)	0.56 (14.22)	1.62 (41.2)	0.31 (7.87)	2.25 (57.15)	0.205 (5.21)
1492-50XF	3	2.75 (69.85)	2.88 (73.15)	1.88 (47.8)	0.56 (14.22)	1.62 (41.2)	0.31 (7.87)	2.25 (57.15)	0.205 (5.21)
1492-50YF	1	1.13 (28.7)	2.88 (73.15)	1.88 (47.8)	0.56 (14.22)	—	0.31 (7.87)	2.25 (57.15)	0.205 (5.21)
1492-PD3C111	3	2.75 (69.85)	2.88 (73.15)	1.88 (47.8)	0.56 (14.22)	1.62 (41.2)	0.31 (7.87)	2.25 (57.15)	0.205 (5.21)
1492-PD3C141	3	2.75 (69.85)	2.88 (73.15)	1.88 (47.8)	0.56 (14.22)	1.62 (41.2)	0.31 (7.87)	2.25 (57.15)	0.205 (5.21)
1492-PD3141	3	2.75 (69.85)	2.88 (73.15)	1.88 (47.8)	0.56 (14.22)	1.62 (41.2)	0.31 (7.87)	2.25 (57.15)	0.205 (5.21)
1492-BE	1	1.94 (49.28)	4 (101.6)	2.72 (69.1)	0.97 (24.64)	—	0.31 (7.87)	3.38 (85.85)	0.203 (5.16)
1492-PD3C112	2	5 (127)	4 (101.6)	2.72 (69.1)	0.97 (24.64)	1.53 (38.86)	0.31 (7.87)	3.38 (85.85)	0.203 (5.16)
1492-PD3113	2	5 (127)	4 (101.6)	2.72 (69.1)	0.97 (24.64)	1.53 (38.86)	0.31 (7.87)	3.38 (85.85)	0.203 (5.16)
1492-PD3263	2	5 (127)	4 (101.6)	2.72 (69.1)	0.97 (24.64)	1.53 (38.86)	0.31 (7.87)	3.38 (85.85)	0.203 (5.16)
1492-PD3163	2	5 (127)	4 (101.6)	2.72 (69.1)	0.97 (24.64)	1.53 (38.86)	0.31 (7.87)	3.38 (85.85)	0.203 (5.16)
1492-PD3C163	2	5 (127)	4 (101.6)	2.72 (69.1)	0.97 (24.64)	1.53 (38.86)	0.31 (7.87)	3.38 (85.85)	0.203 (5.16)
1492-PD3C263	2	5 (127)	4 (101.6)	2.72 (69.1)	0.97 (24.64)	1.53 (38.86)	0.31 (7.87)	3.38 (85.85)	0.203 (5.16)
1492-BF	1	2.28 (57.91)	4.75 (120.65)	2.92 (74.2)	1.12 (28.45)	—	0.31 (7.87)	4.13 (104.9)	0.203 (5.16)
1492-PD3183	2	6.04 (153.42)	4.75 (120.65)	2.92 (74.2)	1.12 (28.45)	1.88 (47.75)	0.31 (7.87)	4.13 (104.9)	0.203 (5.16)
1492-BG	1	3.17 (80.25)	5.50 (139.7)	3.23 (82.0)	1.58 (40.13)	—	0.38 (9.68)	4.75 (120.65)	0.265 (6.73)
1492-PD31123	2	8.54 (216.92)	5.50 (139.7)	3.23 (82.0)	1.58 (40.13)	2.69 (68.58)	0.38 (9.68)	4.75 (120.65)	0.265 (6.73)
1492-PD3287	2	8.54 (216.92)	5.50 (139.7)	3.23 (82.0)	1.58 (40.13)	2.69 (68.58)	0.38 (9.68)	4.75 (120.65)	0.265 (6.73)
1492-PD32127	2	8.54 (216.92)	5.50 (139.7)	3.23 (82.0)	1.58 (40.13)	2.69 (68.58)	0.38 (9.68)	4.75 (120.65)	0.265 (6.73)
1492-PD3226	2	8.54 (216.92)	5.50 (139.7)	3.23 (82.0)	1.58 (40.13)	2.69 (68.58)	0.38 (9.68)	4.75 (120.65)	0.265 (6.73)
1492-PD3C2127	2	8.54 (216.92)	5.50 (139.7)	3.23 (82.0)	1.58 (40.13)	2.69 (68.58)	0.38 (9.68)	4.75 (120.65)	0.265 (6.73)
1492-PD3C287	2	8.54 (216.92)	5.50 (139.7)	3.23 (82.0)	1.58 (40.13)	2.69 (68.58)	0.38 (9.68)	4.75 (120.65)	0.265 (6.73)

* No marker strip.

