

# Product Details and Certifications

**Cross Reference RA Part Number: 1492-PD3C112 B**

 **Product: 1492-PD3C112**

Description: 1492 Power Block, Copper Connector Block, 3-Pole, Copper,  
1 Opening Line Side, 1 Opening Load Side, 225 Amps



Representative Photo Only (actual product may vary based on configuration sections)

## ***POWER BLOCK DATA***

---

Bulletin Number	1492 Power Terminal Block
Base Block Type	Copper Connector Block
Number of Poles	3-Pole
Connector Material	Copper
Openings per Pole (Line Side)	1 Opening
Openings per Pole (Load Side)	1 Opening
Current Rating (per Pole)	225 Amps
Marking Strips	Single White Strip Provided




## ***CERTIFICATIONS AND APPROVALS***




---

UL  
CE  
CSA

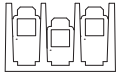
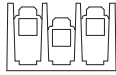

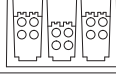



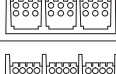
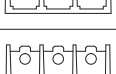
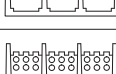
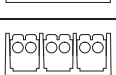
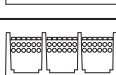


For UL Certifications Directory:

<http://database.ul.com/cgi-bin/XYV/template/LISEXT/1FRAME/index.htm>

 <p><b>Bulletin 1492-PD</b></p>  <p><b>Bulletin 1492-PDE</b></p>  <p><b>Bulletin 1492-PDL</b></p>	<p><b>Bulletin 1492 — Power Blocks</b></p> <p>Rockwell Automation offers a broad line of Allen-Bradley Power Distribution Blocks, which are designed to meet most application needs. The Power Blocks feature terminal identification options (either write-on marking surface or marker retention feature). In addition, mounting dimensions are provided with each unit and wire ranges and tightening torques are labeled on the product to simplify installation.</p> <p>Five styles of power blocks are available:</p> <ul style="list-style-type: none"> <li>• Mini blocks</li> <li>• Open-style power distribution terminal blocks with aluminum or copper connectors</li> <li>• Open-style feed-through/splicer terminal blocks with aluminum or copper connectors</li> <li>• Enclosed power distribution terminal blocks with aluminum or copper connectors</li> <li>• Power distribution terminal blocks with aluminum connectors with feeder spacing, high SCCR, and front barrier.</li> </ul>	<p><b>Table of Contents</b></p> <p>Product Selection..... 12-119</p> <p>Approximate Dimensions..... 12-125</p> <p><b>Standards Compliance</b></p> <p>UL 1059          CSA C22.2 No. 158          EN/IEC 60947-1, -7-1</p> <p><b>Certifications</b></p> <p>CE Marked          CSA Certified (File No. 72582, Class 6228-01)          UL Component Recognized (File No. E40735, Guide No. XCFR2)</p> <p><b>Flammability Rating</b></p> <p>94V-O</p>
--	---	---









			
Bulletin	<b>1492-PD</b>	1492-PDL	1492-PDE
<b>Features</b>	Available as: <ul style="list-style-type: none"> <li>• Mini-block</li> <li>• Power Distribution Block</li> <li>• Feed-through/Splice block</li> <li>• Protective Covers Available</li> </ul>	<ul style="list-style-type: none"> <li>• Service Entrance Spacing                             <ul style="list-style-type: none"> <li>• Panel-mounting</li> <li>• Attached hinge-cover</li> </ul> </li> </ul>	<ul style="list-style-type: none"> <li>• Can be mechanically connected for multiple pole requirements                             <ul style="list-style-type: none"> <li>• Panel-mounting</li> <li>• Finger-safe from front</li> </ul> </li> </ul>
<b>Current Range</b>	115...760 A	175...335 A	175...510 A
<b>Number of Poles</b>	1- or 3-pole	3-pole	1-pole
<b>Distribution Block Wiring</b>	1, 4, 6, 8, and 12 wires per pole	1, 4, 6, 9, and 12 wires per pole	1, 2, 4, and 8 wires per pole
<b>Max. Voltage Ratings</b>	600V AC/DC	600V AC/DC	600V AC/DC
<b>Insulation Material Max. Temp.</b>	150 °C (302 °F)	150 °C (302 °F)	125 °C (257 °F)
<b>Power Block Material</b>	Aluminum or Copper	Aluminum	Aluminum or Copper
<b>Wire Size</b>	(2) 500 MCM...#14 per phase Cu	2/0... #14 AWG per phase Cu	400 kcmil... #14 AWG per phase Cu
<b>Certifications</b>	UR, CSA, CE	UR, CSA, CE	UR, CSA, CE
<b>Product Selection</b>	<b>Page 12-121</b>	<b>Page 12-124</b>	<b>Page 12-123</b>

**Copper Connectors**

Cat. No.	No. of Poles	Amperage	Line			Load			Power Block Cover
			Connector Config.	Wire Range for Line	Wires Per Pole for Line	Connector Config.	Wire Range for Load	Wires Per Pole for Load	Cat. No.
<b>Open Style — Copper Connectors</b>									
1492-PD3C111	3	150		1/0...#14 AWG (50...2.5 mm <sup>2</sup> )	1		1/0...#14 AWG (50...2.5 mm <sup>2</sup> )	1	1492-PBC1
1492-PD3C141	3	175		2/0...#14 AWG (70...2.5 mm <sup>2</sup> )	1		#4...14 AWG (25...2.5 mm <sup>2</sup> )	4	1492-PBC1
<b>1492-PD3C112</b>	<b>3</b>	<b>255</b>		<b>250 kcmil...#6 AWG (120...16 mm<sup>2</sup>)</b>	<b>1</b>		<b>250 kcmil...#6 AWG (120...16 mm<sup>2</sup>)</b>	<b>1</b>	1492-PBC2
1492-PD3C263	3	350		2/0...#14 AWG (70...2.5 mm <sup>2</sup> )	2		#4...14 AWG (25...2.5 mm <sup>2</sup> )	6	1492-PBC2
1492-PD3C287	3	760		500 kcmil...#4 AWG (240...25 mm <sup>2</sup> )	2		2/0...14 AWG (70...2.5 mm <sup>2</sup> )	8	1492-PBC3
1492-PD3C163	3	380		500 kcmil...#4 AWG (240...25 mm <sup>2</sup> )	1		#2...14 AWG (35...2.5 mm <sup>2</sup> )	6	1492-PBC2
1492-PD3C2127	3	760		500 kcmil...#4 AWG (240...25 mm <sup>2</sup> )	2		#2...14 AWG (35...2.5 mm <sup>2</sup> )	12	1492-PBC3



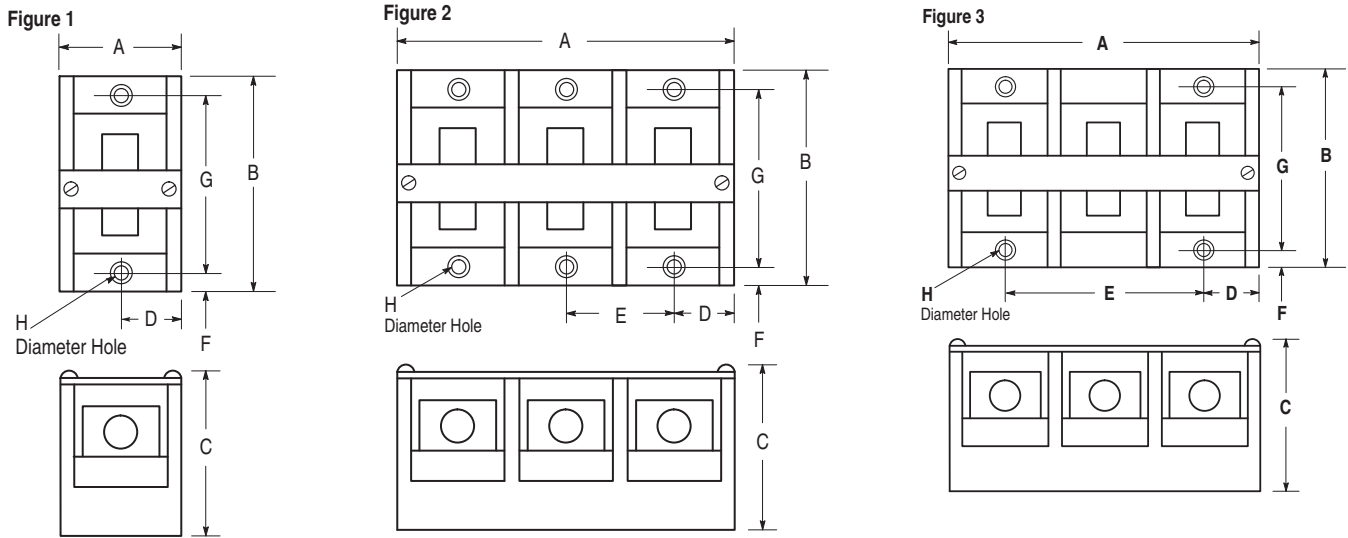
**Enclosed Power Distribution Blocks with Aluminum or Copper Connectors**

Cat. No. *	Amps (Cu Wire) 75° C	No. of Poles	Line					Load				
			Connector Config.	Wire Range	Openings per Pole	Conductor Opening Hole Size	Hole Plug Cat. No.	Connector Config.	Wire Range	Openings per Pole	Conductor Opening Hole Size	Hole Plug Cat. No.
1492-PDE1111	175	1		2/0...#14 AWG (70...2.5 mm <sup>2</sup> )	1	0.50 in. dia.	1492-PDEC1		2/0...#14 AWG (70...2.5 mm <sup>2</sup> )	1	0.50 in. dia.	1492-PDEC1
1492-PDE1C111												
1492-PDE1141	175	1		2/0...#14 AWG (70...2.5 mm <sup>2</sup> )	1	0.50 in. dia.	1492-PDEC1		#2...14 AWG (35...2.5 mm <sup>2</sup> )	4	0.38 in. dia.	1492-PDEC2
1492-PDE1C141												
1492-PDE1225	510	1		250 kcmil...#6 AWG (120...16 mm <sup>2</sup> )	2	0.72 in. dia.	1492-PDEC3		250 kcmil...#6 AWG (120...16 mm <sup>2</sup> )	2	0.72 in. dia.	1492-PDEC3
1492-PDE1C225												
1492-PDE1183	335	1		400 kcmil...#6 AWG (185...16 mm <sup>2</sup> ) 2/0...#14 AWG (70...2.5 mm <sup>2</sup> )	1	0.94 in. dia. 0.50 in. dia.	1492-PDEC4 1492-PDEC3		#2...14 AWG (35...2.5 mm <sup>2</sup> )	8	0.38 in. dia.	1492-PDEC2
1492-PDE1C183												

\* "C" in the catalog number refers to the copper terminals option.

**Approximate Dimensions**

Dimensions are in inches (millimeters). Dimensions are not intended to be used for manufacturing purposes.



Cat. No.	Figure	A	B	C	D	E	F	G	H
1492-PDM3111	3*	2.03 (51.56)	2.29 (58.17)	1.62 (41.15)	0.38 (9.68)	1.27 (32.26)	0.19 (4.83)	1.93 (49.02)	0.201 (5.11)
1492-PDM3141	3*	2.03 (51.56)	2.29 (58.17)	1.62 (41.15)	0.38 (9.68)	1.27 (32.26)	0.19 (4.83)	1.93 (49.02)	0.201 (5.11)
1492-50Y	1	1.13 (28.7)	2.88 (73.15)	1.88 (47.8)	0.56 (14.22)	—	0.31 (7.87)	2.25 (57.15)	0.205 (5.21)
1492-100Y	1	1.13 (28.7)	2.88 (73.15)	1.88 (47.8)	0.56 (14.22)	—	0.31 (7.87)	2.25 (57.15)	0.205 (5.21)
1492-50X	3	2.75 (69.85)	2.88 (73.15)	1.88 (47.8)	0.56 (14.22)	1.62 (41.2)	0.31 (7.87)	2.25 (57.15)	0.205 (5.21)
1492-100X	3	2.75 (69.85)	2.88 (73.15)	1.88 (47.8)	0.56 (14.22)	1.62 (41.2)	0.31 (7.87)	2.25 (57.15)	0.205 (5.21)
1492-50XF	3	2.75 (69.85)	2.88 (73.15)	1.88 (47.8)	0.56 (14.22)	1.62 (41.2)	0.31 (7.87)	2.25 (57.15)	0.205 (5.21)
1492-50YF	1	1.13 (28.7)	2.88 (73.15)	1.88 (47.8)	0.56 (14.22)	—	0.31 (7.87)	2.25 (57.15)	0.205 (5.21)
1492-PD3C111	3	2.75 (69.85)	2.88 (73.15)	1.88 (47.8)	0.56 (14.22)	1.62 (41.2)	0.31 (7.87)	2.25 (57.15)	0.205 (5.21)
1492-PD3C141	3	2.75 (69.85)	2.88 (73.15)	1.88 (47.8)	0.56 (14.22)	1.62 (41.2)	0.31 (7.87)	2.25 (57.15)	0.205 (5.21)
1492-PD3141	3	2.75 (69.85)	2.88 (73.15)	1.88 (47.8)	0.56 (14.22)	1.62 (41.2)	0.31 (7.87)	2.25 (57.15)	0.205 (5.21)
1492-BE	1	1.94 (49.28)	4 (101.6)	2.72 (69.1)	0.97 (24.64)	—	0.31 (7.87)	3.38 (85.85)	0.203 (5.16)
<b>1492-PD3C112</b>	<b>2</b>	<b>5 (127)</b>	<b>4 (101.6)</b>	<b>2.72 (69.1)</b>	<b>0.97 (24.64)</b>	<b>1.53 (38.86)</b>	<b>0.31 (7.87)</b>	<b>3.38 (85.85)</b>	<b>0.203 (5.16)</b>
1492-PD3113	2	5 (127)	4 (101.6)	2.72 (69.1)	0.97 (24.64)	1.53 (38.86)	0.31 (7.87)	3.38 (85.85)	0.203 (5.16)
1492-PD3263	2	5 (127)	4 (101.6)	2.72 (69.1)	0.97 (24.64)	1.53 (38.86)	0.31 (7.87)	3.38 (85.85)	0.203 (5.16)
1492-PD3163	2	5 (127)	4 (101.6)	2.72 (69.1)	0.97 (24.64)	1.53 (38.86)	0.31 (7.87)	3.38 (85.85)	0.203 (5.16)
1492-PD3C163	2	5 (127)	4 (101.6)	2.72 (69.1)	0.97 (24.64)	1.53 (38.86)	0.31 (7.87)	3.38 (85.85)	0.203 (5.16)
1492-PD3C263	2	5 (127)	4 (101.6)	2.72 (69.1)	0.97 (24.64)	1.53 (38.86)	0.31 (7.87)	3.38 (85.85)	0.203 (5.16)
1492-BF	1	2.28 (57.91)	4.75 (120.65)	2.92 (74.2)	1.12 (28.45)	—	0.31 (7.87)	4.13 (104.9)	0.203 (5.16)
1492-PD3183	2	6.04 (153.42)	4.75 (120.65)	2.92 (74.2)	1.12 (28.45)	1.88 (47.75)	0.31 (7.87)	4.13 (104.9)	0.203 (5.16)
1492-BG	1	3.17 (80.25)	5.50 (139.7)	3.23 (82.0)	1.58 (40.13)	—	0.38 (9.68)	4.75 (120.65)	0.265 (6.73)
1492-PD31123	2	8.54 (216.92)	5.50 (139.7)	3.23 (82.0)	1.58 (40.13)	2.69 (68.58)	0.38 (9.68)	4.75 (120.65)	0.265 (6.73)
1492-PD3287	2	8.54 (216.92)	5.50 (139.7)	3.23 (82.0)	1.58 (40.13)	2.69 (68.58)	0.38 (9.68)	4.75 (120.65)	0.265 (6.73)
1492-PD32127	2	8.54 (216.92)	5.50 (139.7)	3.23 (82.0)	1.58 (40.13)	2.69 (68.58)	0.38 (9.68)	4.75 (120.65)	0.265 (6.73)
1492-PD3226	2	8.54 (216.92)	5.50 (139.7)	3.23 (82.0)	1.58 (40.13)	2.69 (68.58)	0.38 (9.68)	4.75 (120.65)	0.265 (6.73)
1492-PD3C2127	2	8.54 (216.92)	5.50 (139.7)	3.23 (82.0)	1.58 (40.13)	2.69 (68.58)	0.38 (9.68)	4.75 (120.65)	0.265 (6.73)
1492-PD3C287	2	8.54 (216.92)	5.50 (139.7)	3.23 (82.0)	1.58 (40.13)	2.69 (68.58)	0.38 (9.68)	4.75 (120.65)	0.265 (6.73)

\* No marker strip.

