

# Product Details and Certifications

**Cross Reference RA Part Number: PN-18757**

 **Product: 1492-PDL3111**

Description: 1492 UL Listed Power Block, 3-Pole, 1 Opening Line Side,  
1 Openings Load Side, 175 Amps



Representative Photo Only (actual product may vary based on configuration sections)

## ***POWER BLOCK DATA***

---

Bulletin Number	1492 Power Distribution Blocks
Base Block Type	Feeder Spacing Power Distribution Block
Number of Poles	3 Poles
Openings per Pole (Line Side)	1 Opening
Openings per Pole (Load Side)	1 Opening
Current Rating (per Pole)	175 Amps
Marking Strips	Not Provided

## ***CERTIFICATIONS AND APPROVALS***

---




UL




CSA

CE

For UL Certifications Directory:

<http://database.ul.com/cgi-bin/XYV/template/LISEXT/1FRAME/index.htm>

 <p><b>Bulletin 1492-PD</b></p>  <p><b>Bulletin 1492-PDE</b></p>  <p><b>Bulletin 1492-PDL</b></p>	<p><b>Bulletin 1492 — Power Blocks</b></p> <p>Rockwell Automation offers a broad line of Allen-Bradley Power Distribution Blocks, which are designed to meet most application needs. The Power Blocks feature terminal identification options (either write-on marking surface or marker retention feature). In addition, mounting dimensions are provided with each unit and wire ranges and tightening torques are labeled on the product to simplify installation.</p> <p>Five styles of power blocks are available:</p> <ul style="list-style-type: none"> <li>• Mini blocks</li> <li>• Open-style power distribution terminal blocks with aluminum or copper connectors</li> <li>• Open-style feed-through/splicer terminal blocks with aluminum or copper connectors</li> <li>• Enclosed power distribution terminal blocks with aluminum or copper connectors</li> <li>• Power distribution terminal blocks with aluminum connectors with feeder spacing, high SCCR, and front barrier.</li> </ul>	<p><b>Table of Contents</b></p> <p>Product Selection ..... 12-119</p> <p>Approximate Dimensions..... 12-125</p> <p><b>Standards Compliance</b></p> <p>UL 1059          CSA C22.2 No. 158          EN/IEC 60947-1, -7-1</p> <p><b>Certifications</b></p> <p>CE Marked          CSA Certified (File No. 72582, Class 6228-01)          UL Component Recognized (File No. E40735, Guide No. XCFR2)</p> <p><b>Flammability Rating</b></p> <p>94V-O</p>
--	---	--

			
Bulletin	1492-PD	1492-PDL	1492-PDE
<b>Features</b>	Available as: <ul style="list-style-type: none"> <li>• Mini-block</li> <li>• Power Distribution Block</li> <li>• Feed-through/Splice block</li> <li>• Protective Covers Available</li> </ul>	<ul style="list-style-type: none"> <li>• Service Entrance Spacing                             <ul style="list-style-type: none"> <li>• Panel-mounting</li> <li>• Attached hinge-cover</li> </ul> </li> </ul>	<ul style="list-style-type: none"> <li>• Can be mechanically connected for multiple pole requirements                             <ul style="list-style-type: none"> <li>• Panel-mounting</li> <li>• Finger-safe from front</li> </ul> </li> </ul>
<b>Current Range</b>	115...760 A	175...335 A	175...510 A
<b>Number of Poles</b>	1- or 3-pole	3-pole	1-pole
<b>Distribution Block Wiring</b>	1, 4, 6, 8, and 12 wires per pole	1, 4, 6, 9, and 12 wires per pole	1, 2, 4, and 8 wires per pole
<b>Max. Voltage Ratings</b>	600V AC/DC	600V AC/DC	600V AC/DC
<b>Insulation Material Max. Temp.</b>	150 °C (302 °F)	150 °C (302 °F)	125 °C (257 °F)
<b>Power Block Material</b>	Aluminum or Copper	Aluminum	Aluminum or Copper
<b>Wire Size</b>	(2) 500 MCM...#14 per phase Cu	2/0... #14 AWG per phase Cu	400 kcmil... #14 AWG per phase Cu
<b>Certifications</b>	UR, CSA, CE	UR, CSA, CE	UR, CSA, CE
<b>Product Selection</b>	<b>Page 12-121</b>	<b>Page 12-124</b>	<b>Page 12-123</b>

Bulletin 1492  
**Power Blocks**  
 Product Selection

Cat. No.	High Fault SCCR Ratings Conditions *								SCCR †	
	Suitable Conductors kcmil/AWG Copper Wire		Overcurrent Protection § Fuse Required Class/Max. Amp Rating						RMS Sym A	Volts Max.
	Line [AWG]	Load [AWG]	J	T	RK1	RK5	G	CC		
1492-PDE1111	2/0...#6	#2...14	300	300	200	100	60	30	100,000	600
1492-PDE1C111	2/0...#6	#2...14	300	300	200	100	60	30	100,000	600
1492-PDE1141	2/0...#6	2/0...#6	300	300	200	100	60	30	100,000	600
1492-PDE1C141	2/0...#6	2/0...#6	300	300	200	100	60	30	100,000	600
1492-PDE1183	400...3/0	#2...8	400	400	400	200	60	30	100,000	600
	2/0...#6	#2...14	200	200	200	100	60	30	100,000	600
1492-PDE1C183	400...3/0	#2...8	400	400	400	200	60	30	100,000	600
	2/0...#6	#2...14	200	200	200	100	60	30	100,000	600
1492-PDE1225	250...1/0	250...1/0	600	600	600	—	—	—	50,000	600
			400	400	400	200	60	30	100,000	600
	#2...6	#2...6	400	400	400	200	60	30	100,000	600
1492-PDE1C225	250...1/0	250...1/0	600	600	600	—	—	—	50,000	600
			400	400	400	200	60	30	100,000	600
	#2...6	#2...6	400	400	400	200	60	30	100,000	600

- \* **Short-circuit Current Rating (SCCR) Conditions** — Terminal blocks are considered suitable for use on a circuit capable of delivering not more than the stated SCCR at the maximum voltage specified when protected by the maximum ampere and Class of overcurrent protective device noted in the individual Recognitions.
- † **Short-circuit Current Rating, (SCCR)** when noted additional conditions are provided. When larger overcurrent protection devices of type, or wire of different size is used, the Power Terminal block as a 10,000 amp withstand rating. **Note** the rated wire range of terminals may exceed the restrictive wire range used to provide higher SCCR.
- ‡ **Size Range of Line and Load** conductors suitable to maintain noted SCCR.
- § **Maximum Size** of Line side overcurrent protection to provide noted SCCR.



Cat. No.	High Fault SCCR Ratings Conditions *								SCCR †	
	Suitable Conductors kcmil/AWG Copper Wire		Overcurrent Protection § Fuse Required Class/Max. Amp Rating						RMS Sym A	Volts Max.
	Line	Load	J	T	RK1	RK5	G	CC		
1492-PDL3111	2/0...#6 AWG	2/0...#6 AWG	200	200	200	100	60	30	100,000	600
1492-PDL3141	2/0...#6 AWG	#4...14 AWG	200	200	200	100	60	30	100,000	600
1492-PDL3161	2/0...#6 AWG	#4...14 AWG	200	200	200	100	60	30	100,000	600
1492-PDL31S1	2/0...#6 AWG	2/0...#6 AWG	300	200	200	200	60	30	100,000	600
	#8...10 AWG	#8...10 AWG	300	100	100	100	60	30	100,000	600
1492-PDL3163	400 kcmil...3/0 AWG	#2...8 AWG	400	400	400	200	60	30	100,000	600
	2/0...#6 AWG	#2...14 AWG	200	200	200	100	60	30	100,000	600
1492-PDL3194	600 kcmil...3/0 AWG	1/0...#8 AWG	600	600	400	200	60	30	100,000	600
	2/0...#2 AWG	#2...14 AWG	200	200	200	100	60	30	100,000	600
1492-PDL31124	600 kcmil...3/0 AWG	4...8 AWG	600	600	400	—	—	—	100,000	600
	2/0...#2 AWG	#4...14	200	200	200	200	60	30	100,000	600

12

- \* **Short-circuit Current Rating (SCCR) Conditions** — Terminal blocks are considered suitable for use on a circuit capable of delivering not more than the stated SCCR at the maximum voltage specified when protected by the maximum ampere and Class of overcurrent protective device noted in the individual Recognitions.
- † **Short-circuit Current Rating, (SCCR)** when noted additional conditions are provided. When larger overcurrent protection devices of type, or wire of different size is used, the Power Terminal block as a 10,000 amp withstand rating. **Note** the rated wire range of terminals may exceed the restrictive wire range used to provide higher SCCR.
- ‡ **Size Range of Line and Load** conductors suitable to maintain noted SCCR.
- § **Maximum Size** of Line side overcurrent protection to provide noted SCCR.



**Power Distribution Blocks with Aluminum Connectors with Feeder Spacing**



Cat. No.	Amps (Cu Wire) 75 ° C	No. of Poles	Line			Load			Replacement Accessories	
			Connector Configuration	Wire Range	Openings per Pole	Connector Configuration	Wire Range	Openings per Pole	Covers	Marking Strips
<b>1492-PDL3111</b>	<b>175</b>	<b>3</b>		<b>2/0...#14 AWG (70...2.5 mm²)</b>	<b>1</b>		<b>2/0...#14 AWG (70...2.5 mm²)</b>	<b>1</b>	1492-PDLC1	1492-PDLM1
1492-PDL3141	175	3		2/0...#14 AWG (70...2.5 mm²)	1		#4...14 AWG (25...2.5 mm²)	4		
1492-PDL31S1	175	3		2/0...#14 AWG (70...2.5 mm²)	1		1/4...20 stud	—		
1492-PDL3161	175	3		2/0...#14 AWG (70...2.5 mm²)	1		#4...14 AWG (25...2.5 mm²)	6		
1492-PDL3163	335	3		400 kcmil...#6 AWG (185...16 mm²)	1		#2...14 AWG (35...2.5 mm²)	6	1492-PDLC2	1492-PDLM2
1492-PDL3194	335	3		600 kcmil...#2 AWG (300...35 mm²)	1		#2...14 AWG (35...2.5 mm²) #2...14 AWG (35...2.5 mm²) 1/0...#14 AWG (55...2.5 mm²)	3 3 3		
1492-PDL31124	335	3		600 kcmil...#2 AWG (300...35 mm²)	1		#4...14 AWG (25...2.5 mm²)	12		