

# Product Details and Certifications

**Cross Reference RA Part Number: 1492-QP5-4 A**

 **Product: 1492-QP5-4**

Description: 1492 Terminal Block Accessories, Socket Strips, 4 Poles, Black



Representative Photo Only (actual product may vary based on configuration sections)

## ***ACCESSORY SELECTION***

---

Bulletin Number	1492 Terminal Block Accessories
Accessory Selection	Individual Accessory Selection


## ***SELECTION***

---

1492 Terminal Blocks and Wiring System


Plug-In and Sensor Connection Blocks

Plug-In Connection Blocks \*



Photo	Wire Range	For Use With	Pkg Qty.	Cat. No.
	#22...12 AWG (2.5 mm <sup>2</sup> )	1492-JC3, JDC3, LC3, LDC3	100	1492-QP5-2
			100	1492-QP5-3
			100	1492-QP5-4
			50	1492-QP5-5
			50	1492-QP5-6
			50	1492-QP5-7
			50	1492-QP5-8
			50	1492-QP5-9
			50	1492-QP5-10
			50	1492-QP5-11
			50	1492-QP5-12

\* Tightening Torque: 3.5...4.4 lb•in. (0.4...0.5 N•m)




Sensor Connection Blocks

Photo	Wire Range	For Use With	Color	Pkg. Qty.	Cat. No.
	#26...14 AWG (1.5 mm <sup>2</sup> )	1492-LS2-3, LS2-3L, LSG2-3, LS2-4, LS2-4L, LSG2-4	Brown	100	1492-LS2-BR
			Blue	100	1492-LS2-B
			Green	100	1492-LSG2

Plug-In Connectors and Accessories for Flexible Configuration Blocks



Photo	Description	Color	Pkg. Qty.	Cat. No.
<b>Individual Plug-in Connectors</b>				
	Standard	Grey	50	1492-STP
	Grounded	Green	50	1492-STP-G
<b>Ganged Connectors</b>				
	Start plug	Grey	50	1492-SBSTP
	Middle plug	Grey	50	1492-GSTP
	End plug	Grey	50	1492-EBSTP

Accessories

	Plug-in block locking element	Yellow	25	1492-STPLE
	Coding Element for keyed configuration	Yellow	50	1492-STPCE
	Strain Relief covering w plug-in blocks	Yellow	25	1492-STPSR

DIN Rail Receptacle

Convenient 15 A or 20 A power source designed to be installed in panels that will be used in North America and other locations that use the NEMA 5-15 socket (125V, 50/60 Hz).

Photo	Device Rating	Pkg Qty.	Cat. No.
<b>Standard Duplex</b>			
	15 A	1	1492-REC15
	20 A	1	1492-REC20
<b>Ground Fault Circuit Interrupter (GFCI)</b>			
	15 A	1	1492-REC15G
	20 A	1	1492-REC20G

Electrical Ratings		
	Standard Duplex	Ground Fault Circuit Interrupter (GFCI)
Certifications	UL US LISTED	
	UL 508A, NEMA WD-6, NEMA 5-15R	
	UL498	UL 498, UL 943
Device Rating	15 A	15 Amp 125V
	20 A	20 Amp 125V
Operating Frequency	50/60 Hz	
Dielectric Voltage	Withstands 2000V per UL498	Withstands 1500V per UL498
	Short-Circuit Current Rating	10 kA
Environmental Ratings		
Operating Temperature Range	-31...+140 °F (-35...+60 °C)	
Storage Temperature Range	-13...+176 °F (-25...+80 °C)	
Mechanical Ratings		
Terminal Wire Sizes	#20...#10 AWG solid or stranded	
Terminal Torque	7 lb•in. (.79 N•m)	
Markers	1492-MS10X17	