

Product Details and Certifications

Cross Reference RA Part Number: 1492-QP5-7 A

 Product: **1492-QP5-7**

Description: 1492 Terminal Block Accessories, Socket Strips, 7 Poles, Black



Representative Photo Only (actual product may vary based on configuration sections)

ACCESSORY SELECTION


Bulletin Number	1492 Terminal Block Accessories
Accessory Selection	Individual Accessory Selection

SELECTION

1492 Terminal Blocks and Wiring System


Plug-In and Sensor Connection Blocks

Plug-In Connection Blocks *



Photo	Wire Range	For Use With	Pkg Qty.	Cat. No.
	#22...12 AWG (2.5 mm ²)	1492-JC3, JDC3, LC3, LDC3	100	1492-QP5-2
			100	1492-QP5-3
			100	1492-QP5-4
			50	1492-QP5-5
			50	1492-QP5-6
			50	1492-QP5-7
			50	1492-QP5-8
			50	1492-QP5-9
			50	1492-QP5-10
			50	1492-QP5-11
50	1492-QP5-12			

* Tightening Torque: 3.5...4.4 lb•in. (0.4...0.5 N•m)




Sensor Connection Blocks

Photo	Wire Range	For Use With	Color	Pkg. Qty.	Cat. No.
	#26...14 AWG (1.5 mm ²)	1492-LS2-3, LS2-3L, LSG2-3, LS2-4, LS2-4L, LSG2-4	Brown	100	1492-LS2-BR
			Blue	100	1492-LS2-B
			Green	100	1492-LSG2

Plug-In Connectors and Accessories for Flexible Configuration Blocks



Photo	Description	Color	Pkg. Qty.	Cat. No.
Individual Plug-in Connectors				
	Standard	Grey	50	1492-STP
	Grounded	Green	50	1492-STP-G
Ganged Connectors				
	Start plug	Grey	50	1492-SBSTP
	Middle plug	Grey	50	1492-GSTP
	End plug	Grey	50	1492-EBSTP

Accessories

	Plug-in block locking element	Yellow	25	1492-STPLE
	Coding Element for keyed configuration	Yellow	50	1492-STPCE
	Strain Relief covering w plug-in blocks	Yellow	25	1492-STPSR

DIN Rail Receptacle

Convenient 15 A or 20 A power source designed to be installed in panels that will be used in North America and other locations that use the NEMA 5-15 socket (125V, 50/60 Hz).

Photo	Device Rating	Pkg Qty.	Cat. No.
Standard Duplex			
	15 A	1	1492-REC15
	20 A	1	1492-REC20
Ground Fault Circuit Interrupter (GFCI)			
	15 A	1	1492-REC15G
	20 A	1	1492-REC20G

Electrical Ratings		
	Standard Duplex	Ground Fault Circuit Interrupter (GFCI)
Certifications	UL US LISTED	
	UL 508A, NEMA WD-6, NEMA 5-15R	
	UL498	UL 498, UL 943
Device Rating	15 A	15 Amp 125V
	20 A	20 Amp 125V
Operating Frequency	50/60 Hz	
Dielectric Voltage	Withstands 2000V per UL498	Withstands 1500V per UL498
	Short-Circuit Current Rating	10 kA
Environmental Ratings		
Operating Temperature Range	-31...+140 °F (-35...+60 °C)	
Storage Temperature Range	-13...+176 °F (-25...+80 °C)	
Mechanical Ratings		
Terminal Wire Sizes	#20...#10 AWG solid or stranded	
Terminal Torque	7 lb•in. (.79 N•m)	
Markers	1492-MS10X17	