


# Product Details and Certifications

## Cross Reference RA Part Number: 1492-WFB4 B

### Product: **1492-WFB4**

Description: 1492-W IEC Terminal Block, One-Circuit Fuse Block (5 x 20 mm Fuses, Type W), 4 mm (# 22 AWG - # 10 AWG) or 2.5 mm (# 22 AWG - # 12 AWG), Non-Indicating, Black (Standard)



Representative Photo Only (actual product may vary based on configuration sections)

### **ACCESSORY SELECTION**

---

Bulletin Number	1492 Terminal Block Accessories
Base Block Style	Fuse Blocks

### **BASE DATA**

---

Base Block Type	One-Circuit Fuse Block (5 x 20 mm Fuses, Type W)
-----------------	--

### **DETAIL DATA**

---

Features	Non-Indicating
Maximum Wire Size & Rating	UL: 30-12 AWG (15A @300V AC/DC)\nCSA: 30-12 AWG (15A @300V AC/DC)\nIEC: 4mm <sup>2</sup> (15A @500V AC/DC)
Color	Black (Standard)

### **CERTIFICATIONS AND APPROVALS**

---

UR	UL 486E, UL 1059; Reference File: E40735
CSA	CSA C22.2 No. 65, No. 158; On Website, Name: Rockwell, Keyword Search: 1492
IEC	EN 60947-1, EN 60947-7-1(Feed-Through), -2(Ground), -3(Fuse)
Short Circuit Current Rating	This terminal block carries a minimum of 10kA SCCR rating for all protection method: Please see the table for other possible elevated ratings.
For CSA Certifications:	<a href="http://directories.csa-international.org/directorymain.asp">http://directories.csa-international.org/directorymain.asp</a>
For UL Certifications Directory:	<a href="http://database.ul.com/cgi-bin/XYV/template/LISEXT/1FRAME/index.htm">http://database.ul.com/cgi-bin/XYV/template/LISEXT/1FRAME/index.htm</a>


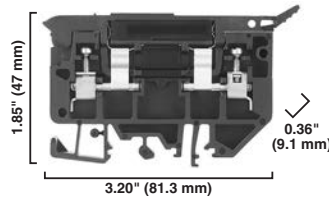
# Screw Connection Terminal Blocks

## Fuse Blocks

1492-H...

1492-WFB4...

Dimensions are not intended to be used for manufacturing purposes.  
 Note: Height dimension is measured from top of rail to top of terminal block.



**Specifications**

Single-circuit fusible terminal block with or without fuse indication.

Single-circuit fuse block with or without fuse indication.

Certifications		CSA	IEC		CSA	IEC
H6/WFB4	300V AC/DC		500V AC/DC	300V AC/DC		500V AC/DC
Voltage Rating	H5/WFB424	10...57V AC/DC		10...57V AC/DC		
	H4/WFB4250	100...300V AC		85...264V AC		
Maximum Current	15 A			15 A	15 A *	
Wire Range (Rated Cross Section)	#30...12 AWG		0.5...4 mm <sup>2</sup>	#30...12 AWG		0.5...4 mm <sup>2</sup>
Wire Strip Length	0.38 in. (9.7 mm)			0.31 in. (8 mm)		
Recommended Tightening Torque	7.1 lb•in (0.8 N•m)			2.65...5.3 lb•in (0.3...0.6 N•m)		
Density	33 pcs/ft (109pcs /m)			38 pcs/ft (125 pcs/m)		
Housing Temperature Range	-40...+195 °F (-40...+90 °C)			-40...+195 °F (-40...+90 °C)		
Indicator Type						
H6/WFB4	Non-Indicating			Non-Indicating		
H5/WFB424	Red LED			Red LED		
H4/WFB4250	Neon			Neon		
Leakage Current						
H6/WFB4	—			—		
H5/WFB424	2 mA @ 24V			2 mA @ 24V		
H4/WFB4250	2 mA @ 300V			2 mA @ 300V		
Fuse Size (Not Supplied)	1/4 x 1-1/4 in.			5 x 20 mm		
Short-Circuit Current Rating	See page 12-42					

**Terminal Blocks**

	Cat. No.	Pkg Qty.	Cat. No.	Pkg Qty.
<b>Color:</b>	<b>Black No-indication</b>		<b>1492-WFB4</b>	
	1492-H6	25	1492-WFB424	50
	1492-H5	25	1492-WFB4250	50
	1492-H4	25		

**Accessories**

	Cat. No.	Pkg Qty.	Cat. No.	Pkg Qty.
<b>Mounting Rails:</b>				
1 m Symmetrical DIN (Steel)	199-DR1	10	199-DR1	10
1 m Symmetrical DIN (Aluminum)	1492-DR5	10	1492-DR5	10
1 m Hi-Rise Sym. DIN (Aluminum)	1492-DR6	2	1492-DR6	2
1 m Angled Hi-Rise Sym. DIN (Steel)	1492-DR7	2	1492-DR7	2
3 ft Scored A-B Rail	1492-N1	20	—	—
3 ft Rigid A-B Rail	1492-N22	20	—	—
3 ft High Rise A-B Rail	1492-N44	2	—	—
Standoff Brackets (Use Every 12 in.)	1492-N25	2	—	—
End Barrier	1492-N37	50	Not Required	—
End Anchors and Retainers:				
Screwless End Retainer	1492-ERL35	20	1492-ERL35	20
DIN Rail — Normal Duty	1492-EAJ35	100	1492-EAJ35	100
DIN Rail — Heavy Duty	1492-EAHJ35	50	1492-EAHJ35	50
A-B Rail — Heavy Duty	1492-N23	10	—	—
10-Pole Side Jumper	1492-N49	10	1492-SJFB8-10	10
Side Jumper Insulating Sleeve	1492-SJS	10	—	—
Other Accessories:				
Partition Plate	—	—	1492-PPSL3	50
Marking Systems:				
Snap-In Marker Card — For Base Block	—	5	1492-MS8X12 (56/card)	5
	—	5	1492-MS8X9 (56/card)	5
For Handle	1492-MS8X12 (56/card)	5	1492-MS8X9 (56/card)	5
	1492-MS8X9 (56/card)	5		
Adhesive Labels	1492-ALHFB (50/sheet)	1	1492-ALHFB (50/card)	1

\* IEC standards for 5 x 20 mm fuses do not include ratings above 6.3 A.  
 Cat. No. 1492-N49 is uninsulated. Cat. No. 1492-SJFB8-10 is insulated.