

Product Details and Certifications

Cross Reference RA Part Number: 1492-WG4 C

Product: 1492-WG4

Description: 1492-W IEC Terminal Block, Space-Saver Grounding Block, 4 mm (# 22 AWG - # 10 AWG) or 2.5 mm (# 22 AWG - # 12 AWG), Single-circuit grounding terminal block, Green / Yellow Stripe (Standard)



Representative Photo Only (actual product may vary based on configuration sections)

ACCESSORY SELECTION

Bulletin Number	1492 Terminal Block Accessories
Base Block Style	Grounding Blocks

BASE DATA

Base Block Type	Space-Saver Grounding Block
-----------------	-----------------------------

DETAIL DATA

Features	Single-circuit grounding terminal block
Maximum Wire Size & Rating	UL: 22-12 AWG\nCSA: 22-12 AWG\nIEC: 4mm ² \nEEEx e II: 4mm ²
Color	Green / Yellow Stripe (Standard)

CERTIFICATIONS AND APPROVALS

UR	UL 486E, UL 1059; Reference File: E40735, E187022
CSA	CSA C22.2 No. 65, No. 158; On Website, Name: Rockwell, Keyword Search: 1492
IEC	EN 60947-1, EN 60947-7-1(Feed-Through), -2(Ground), -3(Fuse)
ATEX	http://www.rockwellautomation.com/products/certification/ex/excert.html
Short Circuit Current Rating	This terminal block carries a minimum of 10kA SCCR rating for all protection method: Please see the table for other possible elevated ratings.
For CSA Certifications:	http://directories.csa-international.org/directorymain.asp
For UL Certifications Directory:	http://database.ul.com/cgi-bin/XYV/template/LISEXT/1FRAME/index.htm

Screw Connection Terminal Blocks

Space-Saver Grounding Blocks

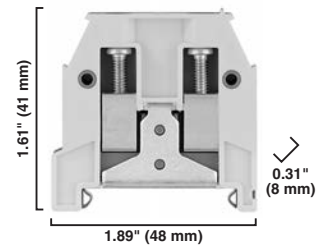
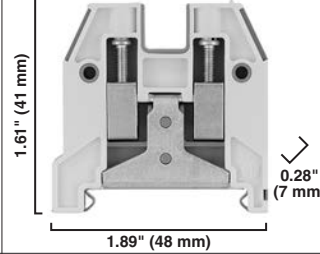
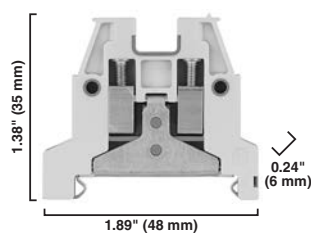


1492-WG4

1492-WG6

1492-WG10S

Dimensions are not intended to be used for manufacturing purposes.
Note: Height dimension is measured from top of rail to top of terminal block.



Specifications

Single-circuit grounding terminal block.	Single-circuit grounding terminal block.				Single-circuit grounding terminal block.							
Certifications		IEC	CSA	ATEX		IEC	CSA	ATEX		CSA	IEC	
Voltage Rating	—	—	—	—	—	—	—	—	—	—	—	
Maximum Current	Grounding				Grounding				Grounding			
Wire Range (Rated Cross Section)	#22...12 AWG	4 mm ²	#22...12 AWG	4 mm ²	#22...10 AWG	6 mm ²	#22...10 AWG	6 mm ²	#22...8 AWG	#22...8 AWG	10 mm ²	
Wire Strip Length	0.43 in. (11 mm)				0.47 in. (12 mm)				0.43 in. (11 mm)			
Recommended Tightening Torque	5.6...6.8 lb•in (0.7 N•m)				5.6...6.8 lb•in (0.7 N•m)				7.1 lb•in (0.8 N•m)			
Density	50 pcs/ft (166 pcs/m)				43 pcs/ft (142 pcs/m)				38 pcs/ft (125 pcs/m)			
Housing Temperature Range	-40...+195 °F (-40...+90 °C)				-40...+195 °F (-40...+90 °C)				-40...+195 °F (-40...+90 °C)			

Terminal Blocks

Color:	Green/Yellow	Cat. No.	Pkg Qty.	Cat. No.	Pkg Qty.	Cat. No.	Pkg Qty.
		1492-WG4	50	1492-WG6	50	1492-WG10S	10

Accessories

Mounting Rails:	Cat. No.	Pkg Qty.	Cat. No.	Pkg Qty.	Cat. No.	Pkg Qty.
1 m Symmetrical DIN (Steel)	199-DR1	10	199-DR1	10	199-DR1	10
1 m Symmetrical DIN (Aluminum)	1492-DR5	10	1492-DR5	10	1492-DR5	10
1 m Hi-Rise Sym. DIN (Aluminum)	1492-DR6	2	1492-DR6	2	1492-DR6	2
1 m Angled Hi-Rise Sym. DIN (Steel)	1492-DR7	2	1492-DR7	2	1492-DR7	2
End Barrier	1492-EB3-Y	50	1492-EB10-Y	50	1492-EB10-Y	50
End Anchors:	Cat. No.	Pkg Qty.	Cat. No.	Pkg Qty.	Cat. No.	Pkg Qty.
DIN Rail — Normal Duty	1492-EAJ35	100	1492-EAJ35	100	1492-EAJ35	100
DIN Rail — Heavy Duty	1492-EAHJ35	50	1492-EAHJ35	50	1492-EAHJ35	50
Marking Systems:	Cat. No.	Pkg Qty.	Cat. No.	Pkg Qty.	Cat. No.	Pkg Qty.
Snap-in Marker Card	1492-MS6X12 (80/card)	5	1492-MS6X12 (80/card)	5	1492-MS6X12 (80/card)	5