

Product Details and Certifications

Cross Reference RA Part Number: 1494F-FS200-NP D

→ Product: **1494F-FS200**

Description: 1494F - Fuse block, 30A



Representative Photo Only (actual product may vary based on configuration selections)

SYSTEM DATA

Bulletin Number	1494F - Fuse Block Kit
Number of Poles	3 Poles
Fuse Accomodations	Class H, J, and R
Rated Current(A)	200 A
Enclosure types	1, 3R, and 12





MANUFACTURING

Assembly	Factory Assembled
----------	-------------------

NEMA Disconnect Switches and Circuit Breaker Mechanisms



Product Overview

Disconnect Switches




				
Bulletin	1494V	1494C	1494F	1494R
Description	Variable depth rod operated	Variable depth cable operated	Fixed depth	Variable depth rod operated
Panel Mounting Location	Flange mounted	Flange mounted	Flange mounted	Door mounted
Switch Ratings	30...600 A	30...600 A	30...200 A	30...200 A
Fuse Versions	Fusible & non-fusible	Fusible & non-fusible	Fusible & non-fusible	Fusible & non-fusible
Fuse Accommodations	Class H, J, and R	Class H, J, and R	Class H, J, and R	Class H, J, K, and R
For Use with Enclosure Types	1/3R/4/4X/12	1/3R/4/4X/12	1, 3R, and 12	1 and 12
Safety Feature – Visible Blade Construction	✓	✓	✓	✓
200 kA A.I.C. With Proper Fusing	✓	✓	✓	✓
NFPA 79 Compliant — Handle Always Linked to the Switch	✓	✓	✓	—
Product Selection	Page 1-207	Page 1-210	Page 1-212	Web†

1

Circuit Breaker Mechanisms

		
Bulletin	1494V	1494D
Description	Variable Depth Rod Operated	Fixed Depth Rod Operated
Panel Mounting Location	Flange mounted	Flange mounted
Circuit Breaker Frame Size	up to 400 A	150...1200 A
For Use with Circuit Breaker Brands	<ul style="list-style-type: none"> Allen-Bradley (140-U, 140-M) Cutler-Hammer 	<ul style="list-style-type: none"> Allen-Bradley (140-U, 140-M) Cutler-Hammer
For Use with Enclosure Types	1/3R/4/4X/12	1 and 12
Handle always linked to the circuit breaker	✓	✓
Product Selection	Page 1-213	Web†

Safety Disconnect Switches

			
Bulletin	1494G	1494H	1494HL
Description	Industrial Duty	Heavy Duty	General Duty
Panel Mounting Location	Flange-mounted handle	Side-mounted handle	Side-mounted handle
Switch Ratings	30...600 A @ 600V AC	30...200 A @ 600V AC	30...200 A @ 240V AC
Fuse Versions	Fusible & non-fusible	Fusible & non-fusible	Fusible & non-fusible
Fuse Accommodations	Class H, J, and R	Class H, J, and R	Class H, J, and R
For Use with Enclosure Types	3R/4/12 and 4/4X	1, 3R, and 12	1 and 3R
Safety Feature – Visible Blade Construction	✓	✓	✓
200 kA A.I.C. With Proper Fusing	✓	✓	✓
NFPA 79 Compliant — Handle Always Linked to the Switch	✓	✓	✓
Product Selection	Page 1-216	Page 1-221	Page 1-221

† Information for this product line is available on the Industrial Controls Catalog website: www.ab.com/catalogs.

Fixed-Depth Flange-Mounted Disconnect Switches

Product Overview/Product Selection

1



Cat. No. 1494F-N30
Disconnect Switch with Cat. No. 1494F-F30 Fuse Block Adapter Plate and Operating Mechanism

Bulletin 1494F — Fixed-Depth Flange-Mounted Disconnect Switches

Industrial rated disconnects. Pre-assembled switch, mechanism, and handle on a mounting bracket for use in flange constructed enclosures.

- 3-pole, 600V AC rating
- 30, 60, 100, and 200 A ratings
- Same switch used for fusible and non-fusible applications
- Few catalog numbers to choose from, that accommodate a wide range of fuse clip types (Class H, J, and R)
- Accessories field installed
- NFPA 79 Compliant — Disconnect switch linked to the handle at all times
- Visible blade construction for safety
- Right-hand flange operation
- Standard painted metal handle for Type 1, 3R, and 12, environments
- Lockable handle

Table of Contents

Accessories..... 1-224
Specifications..... 1-230
Approximate Dimensions..... 1-235

Standards Compliance

UL 98
CSA C22.2, No. 4

Certifications

UL Listed (File No. E47426, Guide No. WHTY)
CSA Certified (File No. LR1234)
CE Certified

Disconnect Switches

Choose a disconnect switch catalog number plus any additional accessories from the fuse clip kit and fuse block adapter plate kit tables.

Disconnect Switches for Type 1, 3R, and 12 Enclosures

Continuous Current Rating [A] 600V AC 250V DC	UL and CSA Applications Maximum Hp				AC 1-Phase		DC*	IEC Applications Maximum kW (AC23)			Fusible or Non-Fusible Switch Cat. No.
	3-Phase, 60 Hz							3-Phase, 50 Hz			
	200... 208V	230V	460V	575V	115V	230V	250V	220... 240V	380... 440V	500... 600V	
30	7.5	7.5	15	20	2	3	5	5.5	11	15	1494F-N30
60	15	15	30	50	3	10	10	11	22	30	1494F-N60
100	25	30	60	75	—	15	20	22	45	55	1494F-N100
200	50...60	60	125	150	—	—	40	45	75	75	1494F-N200

* Ratings based on utilizing two poles in series to break one line of the DC supply voltage and the remaining pole breaking the second DC supply line.

Fuse Clip Kit and Fuse Block Adapter Plate Kit

Select both a fuse clip kit and a fuse block adapter plate.

Switch Rating [A]	Fuse Clip Rating [A]	Fuse Clip Kit					Fuse Block Adapter Plate Kit
		Class R		Class J	Class H		
		250V	600V	250/600V	250V	600V	
		Cat. No.	Cat. No.	Cat. No.	Cat. No.	Cat. No.	Cat. No.
30	30	1401-N50	1401-N51	1401-N42	1401-N41	1401-N42	1494F-F30
	60	1401-N51	1401-N52	1401-N43	1401-N42	1401-N43	
60	30	1401-N50	1401-N51	1401-N42	1401-N41	1401-N42	1494F-F60
	60	1401-N51	1401-N52	1401-N43	1401-N42	1401-N43	
	100	1401-N53	1401-N53	1401-N44	1401-N44	1401-N44	
100	60	1401-N51	1401-N52	1401-N43	1401-N42	1401-N43	1494F-F100
	100	1401-N53	1401-N53	1401-N44	1401-N44	1401-N44	
	200	1401-N54	1401-N54	1401-N45	1401-N45	1401-N45	
200	100	1401-N53	1401-N53	1401-N44	1401-N44	1401-N44	
	200	1401-N54	1401-N54	1401-N45	1401-N45	1401-N45	1494F-F200
	400	—	—	1401-N171	—	—	

