

Product Details and Certifications

Cross Reference RA Part Number: 150-C84P A

 **Product: 150-C84P**

Description: SMC-Flex, Protective Module, 480V, 150-C43...85NB
Or 150-D74...147NB



Representative Photo Only (actual product may vary based on configuration sections)

ACCESSORY SELECTION


Bulletin Number	150-C Smart Motor Controllers Accessories
Accessory Selection	Individual Accessory Selection

SELECTION


480V Protective Module for Use with 150-C43...85NB (Line and/or Load)

Protective Modules


Protective modules must not be placed on the load side of a device when using an inside-the-delta connection.

Description	For Use With	Pkg. Qty.	Cat. No.
 480V Protective Module	150-C3...37NB	1	150-C84
	150-C43...85NB (line and/or load)	1	150-C84P
600V Protective Module	150-C108...480NB (line and/or load)	1	150-F84L
	150-C3...37NC	1	150-C86
	150-C43...85NC (line and/or load)	1	150-C86P
	150-C108...480NC (line and/or load)	1	150-F86L

IEC Terminal Covers

Description	For Use With	Pkg. Qty.	Cat. No.
 Terminal Cover IEC line or load terminal covers for 108...480 A devices. Dead front protection	150-C108...-C135	1	150-TC1
	150-C201...-C251	1	150-TC2
	150-C317...-C480	1	150-TC3

Terminal Lug Kits (108...480 A)


 Current Rating [A] ‡	Wire Size	Total No. of Line Controller Terminal Lugs Possible Each Side		Pkg. Qty.	Cat. No.
		Line Side	Load Side		
108...135Δ	#6...250 MCM AWG 16 mm ² ...120 mm ²	3	3	3	199-LF1
201...251Δ		6	6		
317...480Δ	#4...500 MCM AWG 25 mm ² ...240 mm ²	6	6		199-LG1

Line and Load terminals are provided as standard on enclosed SMCs.


‡ 1...85 A units have box lugs standard. No additional lugs are required.

Δ When a multi-conductor lug is required, refer to the Instruction Sheet for appropriate lug catalog number.

Marking Tags and Covers

Description	For Use With	Pkg. Qty.	Cat. No.
 Marking Tag Sheet 160 perforated paper labels each, 6 x 17 mm, to be used with a transparent cover	150-C, 150-D	10	100-FMP
Transparent Cover To be used with marking tag sheets	150-C, 150-D	100	100-FMC

Remote Reset Solenoid

Description	For Use With	Pkg. Qty.	Cat. No.
 Remote Reset Solenoid for remote reset of electronic overload	193-T all, 150-C	1	193-ER1⊗

⊗ Voltage Suffix Code

Available Coil Voltages 12...600V 50 Hz/12...600V 60 Hz

Standard Coil Voltages

Voltage	24	48	110	115	120	220	240
50 Hz	J	—	D	—	—	A	—
60 Hz	J	—	—	—	D	—	A
DC	Z24	Z48	—	Z01	—	—	—

Surcharge for special voltages up to 20 pcs. (no surcharge for quantities greater than 20 pcs.)