

# Product Details and Certifications

## Cross Reference RA Part Number: 150-F84L A

 **Product: 150-F84L**

Description: SMC-Flex, Protective Module, 480V, 108...1250A  
Current Rating



Representative Photo Only (actual product may vary based on configuration sections)

### **ACCESSORY SELECTION**

---

Bulletin Number	150-F Smart Motor Controllers Accessories
Accessory Selection	Individual Accessory Selection


### **SELECTION**

---

480V Protective Module for Use with 150-C108...480NB (Line and/or Load)


### Protective Modules

Protective modules must not be placed on the load side of a device when using an inside-the-delta connection.


Description	For Use With	Pkg. Qty.	Cat. No.
	150-C3...37NB	1	150-C84
	<b>480V Protective Module</b>		
	150-C43...85NB (line and/or load)	1	150-C84P
	<b>150-C108...480NB (line and/or load)</b>	1	<b>150-F84L</b>
	150-C3...37NC	1	150-C86
	<b>600V Protective Module</b>		
150-C43...85NC (line and/or load)	1	150-C86P	
150-C108...480NC (line and/or load)	1	150-F86L	



### IEC Terminal Covers

Description	For Use With	Pkg. Qty.	Cat. No.
	<b>Terminal Cover</b> IEC line or load terminal covers for 108...480 A devices. Dead front protection		
	150-C108...-C135	1	150-TC1
	150-C201...-C251	1	150-TC2
	150-C317...-C480	1	150-TC3

### Terminal Lug Kits (108...480 A)


	Current Rating [A] ‡	Wire Size	Total No. of Line Controller Terminal Lugs Possible Each Side		Pkg. Qty.	Cat. No.
			Line Side	Load Side		
	108...135 $\Delta$	#6...250 MCM AWG 16 mm <sup>2</sup> ...120 mm <sup>2</sup>	3	3	3	199-LF1
	201...251 $\Delta$		6	6		
	317...480 $\Delta$	#4...500 MCM AWG 25 mm <sup>2</sup> ...240 mm <sup>2</sup>	6	6		199-LG1

Line and Load terminals are provided as standard on enclosed SMCs.


‡ 1...85 A units have box lugs standard. No additional lugs are required.

$\Delta$  When a multi-conductor lug is required, refer to the Instruction Sheet for appropriate lug catalog number.

### Marking Tags and Covers

Description	For Use With	Pkg. Qty.	Cat. No.
	<b>Marking Tag Sheet</b> 160 perforated paper labels each, 6 x 17 mm, to be used with a transparent cover	150-C, 150-D	10
	<b>Transparent Cover</b> To be used with marking tag sheets	150-C, 150-D	100

### Remote Reset Solenoid

Description	For Use With	Pkg. Qty.	Cat. No.
	<b>Remote Reset Solenoid</b> for remote reset of electronic overload	193-T all, 150-C	1
			193-ER1 $\otimes$

### $\otimes$ Voltage Suffix Code

Available Coil Voltages 12...600V 50 Hz/12...600V 60 Hz

Standard Coil Voltages

Voltage	24	48	110	115	120	220	240
50 Hz	J	—	D	—	—	A	—
60 Hz	J	—	—	—	D	—	A
DC	Z24	Z48	—	Z01	—	—	—

Surcharge for special voltages up to 20 pcs. (no surcharge for quantities greater than 20 pcs.)