

# Product Details and Certifications

## Cross Reference RA Part Number: 150-F86 A



**Product:** 150-F86

Description: SMC-Flex, Protective Module, 600V, 5...85A  
Current Rating



Representative Photo Only (actual product may vary based on configuration sections)

### **ACCESSORY SELECTION**

---

Bulletin Number	150-F Smart Motor Controllers Accessories
Accessory Selection	Individual Accessory Selection

### **SELECTION**

---


Accessories	(1) Protective Module, 600V, 5...85A Current Rating
-------------	-----------------------------------------------------

## Accessories


### Protective Modules

The same protective module mounts on the line or load side of the SMC Flex controller. Use of protective modules is highly recommended. For applications that require both line and load side protection, you must order two protective modules.

- Note: You must not place protective modules on the load (motor) side of an SMC Flex controller when using an inside-the-delta connection or with pump or braking control options.

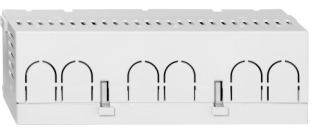
	Current Rating [A]	Description	Cat. No.
	5...85	480V Protective Module	150-F84
	108...1250		150-F84L
	5...85	600V Protective Module	150-F86
108...1250	150-F86L		

### Terminal Lug Kits

	Current Range [A] <sup>(1)</sup>	Wire Size Range	Total No. of Terminal Lugs Possible Each Side		Pkg. Qty.	Cat. No.
			Line Side	Load Side		
	108...135 <sup>(2)</sup>	#6...250 MCM AWG 16 mm <sup>2</sup> ...120 mm <sup>2</sup>	3	3	3	199-LF1
	201...251 <sup>(2)</sup>		6	6	3	
	317...480 <sup>(2)</sup>	#4...500 MCM AWG 25 mm <sup>2</sup> ...240 mm <sup>2</sup>	6	6	3	199-LG1
	625...780	2/0...500 MCM	6	6	3	100-DL630
	970	4/0...500 MCM	3	3	3	100-DL860
	1250 <sup>(3)</sup>	2/0...500 MCM	3	3	3	100-DL630
		4/0...500 MCM	3	3	3	100-DL860

- (1) 5...85 A units have box lugs standard. No additional lugs are required.  
 (2) When a multi-conductor lug is required, refer to the User Manual for appropriate lug catalog number.  
 (3) The 1250 A device requires (1) 100-DL630 and (1) 100-DL860 per connection.

### IEC Line or Load Terminal Covers

	Description <sup>(1)</sup>	Current Range [A]	Pkg. Quantity	Cat. No.
	<ul style="list-style-type: none"> <li>Dead front protection</li> <li>IP2X finger safe when used with 250 MCM cable</li> </ul>	108...135	1	150-TC1
		201...251	1	150-TC2
	<ul style="list-style-type: none"> <li>Dead front protection</li> <li>IP2X finger safe when used with 500 MCM cable</li> </ul>	317...480	1	150-TC3

- (1) 5...85 A units have terminal guards as standard. No additional terminal guards are required.