

Product Details and Certifications

Cross Reference RA Part Number: 150-TC1 A



Product: 150-TC1

Description: SMC-Flex, Terminal Cover, Line or Load, 108...135A Devices,
Dead Front Protection



Representative Photo Only (actual product may vary based on configuration sections)

ACCESSORY SELECTION



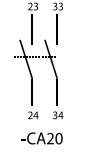

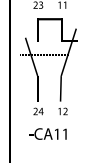
Bulletin Number	150-T Smart Motor Controllers Accessories
Accessory Selection	Individual Accessory Selection

SELECTION


Accessories	(1) IEC Terminal Cover, Line or Load, 108...135A Devices, Dead Front Protection
-------------	---

Accessories



Auxiliary Contact Blocks

Description	N.O.	N.C.	Connection Diagram				Cat. No.
 <p>Auxiliary Contact Blocks for side mounting with sequence terminal designations</p> <ul style="list-style-type: none"> 1- and 2-pole Quick and easy mounting without tools One block per device only 	1	0	 <p>-CA10</p>	 <p>-CA20</p>	 <p>-CA01</p>	 <p>-CA11</p>	150-CA10
	2	0					150-CA20
	0	1	150-CA01				
	1	1	150-CA11 (Form C)				

Fans


Description	For Use With	Pkg. Qty.	Cat. No.	
 <p>Fan</p> <ul style="list-style-type: none"> Field installed 	Optional	1	150-C3...37	
	Replacement		150-C43...85	150-CF64
			150-C108, 150-C135	150-CF147
			150-C201, 150-C251	41391-801-03
			150-C317...C480	41391-801-01
			41391-801-02	

Connecting Modules

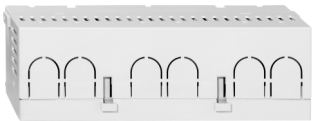
Description	For Use With	Pkg. Qty.	Cat. No.
 <p>Connecting modules to 140-M</p> <ul style="list-style-type: none"> Electrical interconnection between SMC-3 and 140-M. Motor protector and SMC-3 must be mounted separately. 	Connects 140-M-C to 150-C3...25	1	150-CC25
	Connects 140-M-D to 150-C3...25	1	150-CD25
	Connects 140-M-F to 150-C3...37	1	150-CF45
 <p>Connecting modules to 100-C</p> <ul style="list-style-type: none"> Electrical interconnection between SMC-3 and 100-C. Contactors and SMC-3 must be mounted separately. 	Connects 100-C09...23 to 150-C3...19	1	150-CI23
	Connects 100-C30...37 to 150-C3...37	1	150-CI37

Protective Modules

Do not place protective modules on the load side of a device when using an inside-the-delta connection.

Description	For Use With	Pkg. Qty.	Cat. No.
 <p>480V Protective Module</p>	150-C3...37NB	1	150-C84
	150-C43...85NB	1	150-C84P
	150-C108...480NB (line and/or load)	1	150-F84L
600V Protective Module	150-C3...37NC	1	150-C86
	150-C43...85NC (line and/or load)	1	150-C86P
	150-C108...480NC (line and/or load)	1	150-F86L

IEC Line or Load Terminal Covers

Description ⁽¹⁾	Current Range [A]	Pkg. Quantity	Cat. No.
 <ul style="list-style-type: none"> Dead front protection IP2X finger safe when used with 250 MCM cable 	108...135	1	150-TC1
	201...251	1	150-TC2
<ul style="list-style-type: none"> Dead front protection IP2X finger safe when used with 500 MCM cable 	317...480	1	150-TC3

(1) 3...85 A units have terminal guards as standard. No additional terminal guards are required.