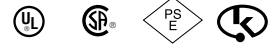


Axial Lead and Cartridge Fuses

Designed to UL/CSA Standards

5 x 20 mm Time Lag Fuse (Slo-Blo® Fuse) 239 Series



- Designed to UL/CSA/ANCE 248 Standard.
- Available in Cartridge and Axial Lead Format.
- Available in ratings of 0.200 to 7 amperes.

ELECTRICAL CHARACTERISTICS:

% of Ampere Rating	Opening Time
110%	4 hours, Minimum
135%	1 hour, Maximum
200%	5 seconds, Min. ; 2 min., Max.

AGENCY APPROVALS: Listed by Underwriters Laboratories and Certified by CSA. Approved by METI and K Mark.

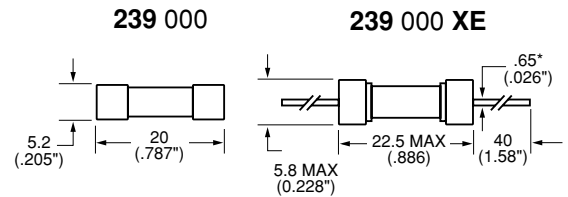

INTERRUPTING RATING:

- 0.20-1A 10,000 amperes at 125 VAC, 0.7-0.8 power factor
35 amperes at 250 VAC, 0.7-0.8 power factor
- 1.25A-3.15A 10,000 amperes at 125 VAC, 0.7-0.8 power factor
100 amperes at 250 VAC, 0.7-0.8 power factor
- 4A-5A 10,000 amperes at 125 VAC, 0.7-0.8 power factor

PACKAGING: For Axial Leads add packaging suffix XE. For tape and reel options contact Littelfuse.

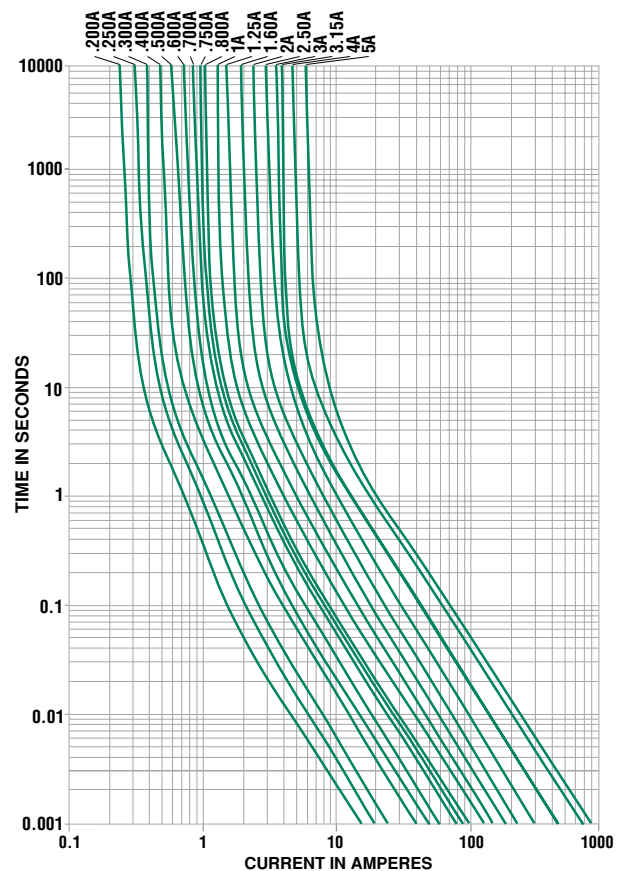
ORDERING INFORMATION:

Catalog Number	Ampere Rating	Voltage Rating	Nominal Resistance Cold Ohms	Nominal Melting I ² t A ² Sec.
239.200	.200	250	3.90	0.170
239.250	.250	250	3.00	0.3508
239.300	.300	250	2.25	0.630
239.400	.400	250	1.46	1.53
239.500	.500	250	0.865	2.04
239.600	.600	250	0.688	2.48
239.700	.700	250	0.550	4.23
239.750	.750	250	0.453	5.57
239.800	.800	250	0.403	7.77
239 001	1	250	0.313	11.60
239 1.25	1.25	250	0.200	20.05
239 01.6	1.60	250	0.122	31.25
➔ 239 002	➔ 2	➔ 250	➔ 0.0975	➔ 51.95
239 02.5	2.50	250	0.053	81.85
239 003	3	250	0.0480	133.0
239 3.15	3.15	250	0.0425	131.5
239 004	4	125	0.0313	278.0
239 005	5	125	0.0208	311.0
239 007	7	125	0.0114	314.0



* Ratings above 6.3A have 0.8mm dia lead.

Average Time Current Curves



Mfr Part Number H239-002