

Product Details and Certifications

Cross Reference RA Part Number: 1783-US03T01F A

 **Product: 1783-US03T01F**

Description: Stratix 2000 Switch, Unmanaged, 3 Copper Ports, 1 Fiber with LC-Connector



Representative Photo Only (actual product may vary based on configuration sections)

STRATIX DATA

Bulletin Number	1783 Stratix Device
Stratix Ethernet Family	Stratix 2000
Environment	IP20
Ethernet Family	Stratix 2000, Ethernet Unmanaged Switches
Switch Type	Inmanaged Switch
No. of Copper Ports	3
No. of Fiber Ports	1
Inrush Current Max	2.2 A
Power Supply Voltage	20V AC (10...24V AC) 24V DC (10...35V DC)
Current Consumption Max	400mA at 10V DC
Power Consumption Max	4W (6VA)

ADDITIONAL DETAILS

Mounting	Din Rail
Fiber Optic Type & Data Range	LC Type / 100 MBPS
Operating Temperature	0...60°C (32...140°F)
Ports per Module	4
Network Media	RJ45 Connector According To IEC 60603-7, 2-Pair or 4-Pair Category 5e Minimum Cable According To TIA 568-B.1 Or Category 5 Cable According To ISO/IEC 24702

CERTIFICATIONS AND APPROVALS


UL
CE
IEC

For UL Certifications Directory:


<http://database.ul.com/cgi-bin/XYV/template/LISEXT/1FRAME/index.htm>

Specifications

Technical Specifications - Stratix 2000 Switches


Attribute	 1783-US03T01F, 1783-US06T01F, 1783-US05T, 1783-US08T
Enclosure type rating	Meets IP20
Inrush current, max	2.2 A
AC power-supply voltage rating	20V AC (10...24V AC)
DC power-supply voltage rating	24V DC (10...35V DC)
Isolation voltage	30V (continuous), Basic Insulation Type, between communication ports and power ports No isolation between individual communication ports Type tested at 500V AC for 60 s
Power consumption, max	4 W (6VA) Current 400 mA at 10V DC max
Wire size	Communication connectors: RJ45 connector according to IEC 60603-7, 2 or 4 pair Category 5e min cable according to TIA 568-B.1 or Category 5 cable according to ISO/IEC 24702 Power connectors: 1.5...2.5 mm ² (16...14 AWG) solid or stranded copper wire rated at 75 °C (167 °F) or greater 1.2 mm (3/64 in.) insulation max
Torque, max recommended	0.8 N•m (7 lb•in) on power connectors
Fiber-optic Ethernet data rate	100 Mbps
Fiber-optic connecting mode	Full duplex
Fiber-optic wavelength	1310 nm
Fiber-optic cable length, max	Graded index multimode fiber; 2000 m (6562 ft)
Fiber-optic link budget	8 dB with 62.5 / 125 μm multimode cable 4 dB with 50 / 125 μm multimode cable
Fiber-optic connector type	LC

Technical Specifications - Stratix 2000 Switches


Attribute	 1783-US03T01F, 1783-US06T01F, 1783-US05T, 1783-US08T
Wiring category ⁽¹⁾	2 - on power ports 2 - on communication ports
North American temp code	T4
IEC temp code	T4

- (1) Use this Conductor Category information for planning conductor routing. Refer to Industrial Automation Wiring and Grounding Guidelines, publication [1770-4.1](#).

Environmental Specifications - Stratix 2000 Switches

Attribute	 1783-US03T01F, 1783-US06T01F, 1783-US05T, 1783-US08T
Temperature, operating <ul style="list-style-type: none"> • IEC 60068-2-1 (Test Ad, Operating Cold) • IEC 60068-2-2 (Test Bd, Operating Dry Heat) • IEC 60068-2-14 (Test Nb, Operating Thermal Shock) 	0...60 °C (32...140 °F)
Temperature, nonoperating <ul style="list-style-type: none"> • IEC 60068-2-1 (Test Ab, Unpackaged Nonoperating Cold) • IEC 60068-2-2 (Test Bb, Unpackaged Nonoperating Dry Heat) • IEC 60068-2-14 (Test Na, Unpackaged Nonoperating Thermal Shock) 	-40...85 °C (-40...185 °F)
Relative humidity <ul style="list-style-type: none"> • IEC 60068-2-30 (Test Db, Unpackaged Damp Heat) 	5...95% noncondensing
Vibration <ul style="list-style-type: none"> • IEC 60068-2-6 (Test Fc, Operating) 	2 g @ 10...500 Hz

Environmental Specifications - Stratix 2000 Switches

Attribute	 1783-US03T01F, 1783-US06T01F, 1783-US05T, 1783-US08T
Operating shock <ul style="list-style-type: none"> IEC 60068-2-27 (Test Ea, Unpackaged Shock) 	15 g
Nonoperating shock <ul style="list-style-type: none"> IEC 60068-2-27 (Test Ea, Unpackaged Shock) 	30 g
Emissions <ul style="list-style-type: none"> CISPR 11 	Group 1, Class A
ESD immunity <ul style="list-style-type: none"> IEC 61000-4-2 	1783-US06T01F: 4 kV contact discharges 8 kV air discharges 1783-US03T01F, 1783-US05T, 1783-US08T: 6 kV contact discharges 8 kV air discharges
Radiated RF immunity <ul style="list-style-type: none"> IEC 61000-4-3 	10V/m with 1 kHz sine-wave 80% AM from 80...2000 MHz 10V/m with 200 Hz 50% Pulse 100% AM at 900 MHz 10V/m with 200 Hz 50% Pulse 100% AM at 1890 MHz 1V/m with 1 kHz sine-wave 80% AM from 2000...2700 MHz
EFT/B immunity <ul style="list-style-type: none"> IEC 61000-4-4 	± 2 kV at 5 kHz on power ports ± 2 kV at 5 kHz on communication ports
Surge transient immunity <ul style="list-style-type: none"> IEC 61000-4-5 	± 1 kV line-line(DM) and ± 2 kV line-earth(CM) on power ports ± 2 kV line-earth(CM) on communication ports
Conducted RF immunity <ul style="list-style-type: none"> IEC 61000-4-6 	10V rms with 1 kHz sine-wave 80% AM from 150 kHz...80 MHz

Certifications - Stratix 2000 Switches

Certifications (when product is marked)⁽¹⁾	1783-US03T01F, 1783-US06T01F, 1783-US05T, 1783-US08T
c-UL-us	<ul style="list-style-type: none"> • UL Listed Industrial Control Equipment, certified for US and Canada. See UL File E65584. • UL Listed for Class I, Division 2 Group A,B,C,D Hazardous Locations, certified for U.S. and Canada. See UL File E194810.
CE	European Union 2004/108/EC EMC Directive, compliant with: <ul style="list-style-type: none"> • EN 61326-1; Meas./Control/Lab., Industrial Requirements • EN 61000-6-2; Industrial Immunity • EN 61000-6-4; Industrial Emissions • EN 61131-2; Programmable Controllers (Clause 8, Zone A & B)
C-Tick	Australian Radiocommunications Act, compliant with: <ul style="list-style-type: none"> • AS/NZS CISPR 11; Industrial Emissions
Ex	European Union 94/9/EC ATEX Directive, compliant with: <ul style="list-style-type: none"> • EN 60079-15; Potentially Explosive Atmospheres, Protection "n" • EN 60079-0; General Requirements • II 3 G Ex nA II T4 X

(1) See the Product Certification link at <http://www.ab.com> for Declarations of Conformity, Certificates, and other certification details.