

Product Selection

This section provides catalog number explanations and product selection information for the E100 overload relays and accessories.

Catalog Number Explanation

Examples given in this section are for reference purposes. This basic explanation should not be used for product selection; not all combinations will produce a valid catalog number.

193 - 1 EE C B
 a b c d

a	
Bulletin Number	
Code	Description
193	IEC Overload Relay
592	NEMA Overload Relay



b	
Type	
Code	Description
EE ⁽¹⁾	Basic
EF	Advanced

c	
Adjustment Range (A)	
Code	Description
A	0.1...0.5
B	0.2...1.0
C	1.0...5.0
D	3.2...16
E	5.4...27
F	11...55
G	20...100
H	30...150
J	40...200
K	60...300
L	100...500
M	120...600
N	160...800
W	80...400



d	
Compatible Contactor/Mounting	
Bulletin 100 IEC Contactors	
Code	Description
B	100-C09...C23
D	100-C30...C55
E	100-C60...C97
Bulletin 500 NEMA Contactor Size	
Code	Description
T	Size 00
C	Size 0...2
D	Size 3
DIN Rail/Panel Mount	
Code	Description
P	Integrated panel mount and pass-through wiring
Z	Panel mount with external current transformers

(1) Bulletin 193 devices only.


Bulletin 193-1EE – Single- & Three-phase Devices (Trip Class 10, 20; Manual Reset Only)

	Mounting Options	Current Range [A]	For Use With	Cat. No.
	IEC Contactors	0.1...0.5	100-C09...C23	193-1EEAB
		0.2...1.0		193-1EEBB
		1.0...5.0		193-1EECB
		3.2...16		193-1EEDB
		5.4...27	100-C30...C55	193-1EEEB
		5.4...27		193-1EEED
		11...55		193-1EEFD
		20...100		193-1EEGE
	Integrated panel/DIN Rail Mount and Pass-thru	1.0...5.0	All contactors	193-1EECP
		3.2...16		193-1EEDP
		5.4...27		193-1EEEP
		11...55		193-1EEFP
		20...100		193-1EEGP

Bulletin 193-1EF – Single- & Three-phase Devices (Trip Class 10, 15, 20, 30; Manual or Automatic Reset)

	Mounting Options	Current Range [A]	For Use With	Cat. No.
	IEC Contactors	0.1...0.5	100-C09...C23	193-1EFAB
		0.2...1.0		193-1EFBB
		1.0...5.0		193-1EFCB
		3.2...16		193-1EFCB
		5.4...27		193-1EFDB
		5.4...27	100-C30...C55	193-1EFED
		11...55		193-1EFFD
		20...100	100-C60...C97	193-1EFGE
	Integrated panel/DIN Rail Mount and Pass-thru	1.0...5.0	All contactors	193-1EFCP
		3.2...16		193-1EFDP
		5.4...27		193-1EFEP
		11...55		193-1EFFP
		20...100		193-1EFGP
		30...150A	All contactors and external current transformers	193-1EFHZ
		40...200A		193-1EFJZ
		60...300A		193-1EFKZ
		100...500A		193-1EFLZ
		120...600A		193-1EFMZ
		160...800A		193-1EFNZ
		80...400A		193-1EFWZ

Bulletin 592-1EF – Single- & Three-phase Devices (Trip Class 10, 15, 20, 30; Manual or Automatic Reset)

	Mounting Options	Current Range [A]	For Use With	Cat. No.
	NEMA Contactors	0.1...0.5	NEMA Size 00	592-1EFAT
		0.2...1.0		592-1EFBT
		1.0...5.0		592-1EFCT
		3.2...16		592-1EFDT
		0.2...1.0	NEMA Size 0...2	592-1EFBC
		1.0...5.0		592-1EFCC
		3.2...16		592-1EFDZ
		5.4...27		592-1EFEC
		11...55		592-1EFFC
		20...100		NEMA Size 3