

# Product Details and Certifications

**Cross Reference RA Part Number: 193-CBCT2 A**

 **Product: 193-CBCT2**

Description: 40 mm Core Balanced Ground Fault Sensor (for use with 100-C09...C85, NEMA Size 00...3)



Representative Photo Only (actual product may vary based on configuration sections)

## ***ACCESSORY ITEM***

---

Bulletin Number	193-IEC Ground Fault Sensor
Maximum Current (A)	90 A
Frequency	50/60 Hz
Turns Ratio	1000: 1
NEMA Contactor Size	00...3
Core Balance GFS Size	40 mm (1.57 in)

## ***CERTIFICATIONS AND APPROVALS***






---


UL  
CE

# E1 Plus Electronic Overload Relays

## Accessories




2

	Description	Size	For Use With	Pkg. Quantity	Cat. No.
		20 mm (0.79 in.)	100-C09...100-C37 NEMA size 00...2	1	193-CBCT1
	<b>Core Balanced Ground Fault Sensor</b> <ul style="list-style-type: none"> <li>Required when using either an E1 Plus Ground Fault Protection or Ground Fault/Jam Module</li> <li>Required for ground fault protection with the Cat. No. 193-EC3_ _ overload relay</li> </ul>	40 mm (1.57 in.)	100-C09...100-C85 NEMA size 00...3	1	193-CBCT2 
		63 mm (2.5 in.)	100-C09...100-C85, 100-D95...100-D180 NEMA size 00...4	1	193-CBCT3
		82 mm (3.25 in.)	100-C09...100-C85, 100-D95...100-D420 NEMA size 00...5	1	193-CBCT4

	Description	For Use With	Cat. No.
	Remote Reset Solenoid	E1 Plus (Series C and later)	24V AC, 50/60 Hz
			110/120V AC, 50/60 Hz
			220/240V AC, 50/60 Hz
			24V DC
			48V DC
			115V DC
			193-EMRJ
			193-EMRD
			193-EMRA
			193-EMRZ24
			193-EMRZ48
			193-EMRZ01

### Marking Systems














Uniform labeling materials for contactors, motor starting equipment, timing relays and circuit breakers

	Description	Pkg. Qty.*	Cat. No.
	<b>Label Sheet</b> 105 self-adhesive paper labels each, 6 x 17 mm	10	100-FMS
	<b>Marking Tag Sheet</b> 160 perforated paper labels each, 6 x 17 mm, to be used with a transparent cover	10	100-FMP
	<b>Transparent Cover</b> To be used with marking tag sheets	100	100-FMC
	<b>Marking Tag Adapters</b> To be used with marking tag: System 1492 W	100	100-FMA2

\* Must be ordered in multiples of package quantities.

Bulletin 193-EC  
**E3 and E3 Plus Electronic Overload Relays**  
 Accessories

Add-on Accessories

	Description	For Use With	Pkg. Qty.	Cat. No.
	<b>DIN Rail/Panel Adapter</b> ✦	193-EC__B	1	<b>193-ECPM1</b>
		193-EC_D, 193-EC_ZZ		<b>193-ECPM2</b>
		193-EC__E		<b>193-ECPM3</b>
	<b>AC Input Interface Module</b> rated 110/120V AC, 50/60 Hz	193-EC — all 592-EC — all	1	<b>193-EIMD</b>
	<b>Core Balanced Ground Fault Sensor</b> <ul style="list-style-type: none"> <li>Required when using either an E1 Plus Ground Fault Protection or Ground Fault/Jam Module</li> <li>Required for ground fault protection with the Cat. No. 193-EC3 overload relay</li> </ul>	100-C09...100-C37 NEMA size 00...2	1	<b>193-CBCT1</b>
		<b>100-C09...100-C97</b> NEMA size 00...3		<b>193-CBCT2</b>
		100-C09...100-C97, 100-D105...100-D180 NEMA size 00...4		<b>193-CBCT3</b>
		100-C09...100-C97, 100-D105...100-D420 NEMA size 00...5		<b>193-CBCT4</b>
	<b>DeviceNet Configuration Terminal</b> Used to interface with objects on a DeviceNet network. Includes 1 m communications cable (193-CB1).	193-EDN, 193-EC (all), 592-EC (all); 280/281/283/284 ArmorStart, 825-P	1	<b>193-DNCT</b>
	<b>1 meter communication cable, color-coded bare leads</b>	193-DNCT	1	193-CB1
	<b>1 meter communication cable, microconnector (male)</b>	193-DNCT	1	<b>193-CM1</b>
	<b>Panel Mount Adapter/Door Mount Bezel Kit</b>	193-DNCT	1	<b>193-DNCT-BZ1</b>
	<b>EtherNet/IP Communications Auxiliary</b> DeviceNet to EtherNet/IP linking device	Single port	1	193-DNENCAT
		Dual port	193-EC_C (all), 592-EC_C (all)	1
	<b>E3 Replacement Relay</b>	193-EC1_F, 193-EC1_G, 193-EC1_H, 592-EC1_E, 592-EC1_F, 592-EC1_G	1	<b>193-NREC1ZZ</b>
	<b>E3 Plus Model EC3 Replacement Relay</b>	193-EC3_F, 193-EC3_G, 193-EC3_H, 592-EC3_E, 592-EC3_F, 592-EC3_G	1	<b>193-NREC3ZZ</b>
	<b>E3 Plus Model EC5 Replacement Relay</b>	193-EC5_F, 193-EC5_G, 193-EC5_H, 592-EC5_E, 592-EC5_F, 592-EC5_G	1	193-NREC5ZZ
	<b>E3 Plus Replacement Voltage Input Module</b>	193-EC5_, 592-EC5_	1	193-NVEC5VIM
	<b>E3 Plus Replacement Cable and Connectors</b>	193-EC_ all, 592-EC_ all	1	<b>193-NCEC5CNT</b>

✦ The electronic motor protection relay can be mounted separately to top-hat rail EN 50 022-35.