

Product Details and Certifications

Cross Reference RA Part Number: 193-CBCT4 A

 **Product: 193-CBCT4**

Description: 82 mm Core Balanced Ground Fault Sensor (for use with 100-C09...C85, 100-D95...D420, NEMA Size 00...5)



Representative Photo Only (actual product may vary based on configuration sections)

ACCESSORY ITEM

Bulletin Number	193-IEC Ground Fault Sensor
Maximum Current (A)	420 A
Frequency	50/60 Hz
Turns Ratio	1000: 1
NEMA Contactor Size	00...5
Core Balance GFS Size	82 mm (3.25 in)





CERTIFICATIONS AND APPROVALS

UL
CE


E1 Plus Electronic Overload Relays

Accessories

2




	Description	Size	For Use With	Pkg. Quantity	Cat. No.
		20 mm (0.79 in.)	100-C09...100-C37 NEMA size 00...2	1	193-CBCT1
	Core Balanced Ground Fault Sensor <ul style="list-style-type: none"> Required when using either an E1 Plus Ground Fault Protection or Ground Fault/Jam Module Required for ground fault protection with the Cat. No. 193-EC3_ _ overload relay 	40 mm (1.57 in.)	100-C09...100-C85 NEMA size 00...3	1	193-CBCT2
		63 mm (2.5 in.)	100-C09...100-C85, 100-D95...100-D180 NEMA size 00...4	1	193-CBCT3
		82 mm (3.25 in.)	100-C09...100-C85, 100-D95...100-D420 NEMA size 00...5	1	193-CBCT4



	Description	For Use With	Cat. No.
	Remote Reset Solenoid	E1 Plus (Series C and later)	24V AC, 50/60 Hz
			110/120V AC, 50/60 Hz
			220/240V AC, 50/60 Hz
			24V DC
			48V DC
			115V DC
			193-EMRJ
			193-EMRD
			193-EMRA
			193-EMRZ24
			193-EMRZ48
			193-EMRZ01

Marking Systems













Uniform labeling materials for contactors, motor starting equipment, timing relays and circuit breakers

	Description	Pkg. Qty.*	Cat. No.
	Label Sheet 105 self-adhesive paper labels each, 6 x 17 mm	10	100-FMS
	Marking Tag Sheet 160 perforated paper labels each, 6 x 17 mm, to be used with a transparent cover	10	100-FMP
	Transparent Cover To be used with marking tag sheets	100	100-FMC
	Marking Tag Adapters To be used with marking tag: System 1492 W	100	100-FMA2

* Must be ordered in multiples of package quantities.

Bulletin 193-EC
E3 and E3 Plus Electronic Overload Relays
 Accessories

Add-on Accessories

	Description	For Use With	Pkg. Qty.	Cat. No.
	DIN Rail/Panel Adapter ✦	193-EC_B 193-EC_D, 193-EC_ZZ 193-EC_E	1	193-ECPM1 193-ECPM2 193-ECPM3
	AC Input Interface Module rated 110/120V AC, 50/60 Hz	193-EC — all 592-EC — all	1	193-EIMD
	Core Balanced Ground Fault Sensor <ul style="list-style-type: none"> Required when using either an E1 Plus Ground Fault Protection or Ground Fault/Jam Module Required for ground fault protection with the Cat. No. 193-EC3 overload relay 	100-C09...100-C37 NEMA size 00...2	1	193-CBCT1
		100-C09...100-C97 NEMA size 00...3		193-CBCT2
		100-C09...100-C97, 100-D105...100-D180 NEMA size 00...4		193-CBCT3
		100-C09...100-C97, 100-D105...100-D420 NEMA size 00...5		193-CBCT4
	DeviceNet Configuration Terminal Used to interface with objects on a DeviceNet network. Includes 1 m communications cable (193-CB1).	193-EDN, 193-EC (all), 592-EC (all); 280/281/283/284 ArmorStart, 825-P	1	193-DNCT
	1 meter communication cable, color-coded bare leads	193-DNCT	1	193-CB1
	1 meter communication cable, microconnector (male)	193-DNCT	1	193-CM1
	Panel Mount Adapter/Door Mount Bezel Kit	193-DNCT	1	193-DNCT-BZ1
	EtherNet/IP Communications Auxiliary DeviceNet to EtherNet/IP linking device	Single port	1	193-DNENCAT
		Dual port	193-EC_C (all), 592-EC_C (all)	1
	E3 Replacement Relay	193-EC1_F, 193-EC1_G, 193-EC1_H, 592-EC1_E, 592-EC1_F, 592-EC1_G	1	193-NREC1ZZ
	E3 Plus Model EC3 Replacement Relay	193-EC3_F, 193-EC3_G, 193-EC3_H, 592-EC3_E, 592-EC3_F, 592-EC3_G	1	193-NREC3ZZ
	E3 Plus Model EC5 Replacement Relay	193-EC5_F, 193-EC5_G, 193-EC5_H, 592-EC5_E, 592-EC5_F, 592-EC5_G	1	193-NREC5ZZ
	E3 Plus Replacement Voltage Input Module	193-EC5_., 592-EC5_.	1	193-NVEC5VIM
	E3 Plus Replacement Cable and Connectors	193-EC_ all, 592-EC_ all	1	193-NCEC5CNT

✦ The electronic motor protection relay can be mounted separately to top-hat rail EN 50 022-35.

2

