

Product Details and Certifications

Cross Reference RA Part Number: PN-75539



Product: **193-DNENCATR**

Description: EtherNet/IP Communications Auxiliary Dual Port



Representative Photo Only (actual product may vary based on configuration sections)

OVERLOAD DATA












Bulletin Number	193-IEC Overload Relay Accessories
Accessory Selection	Individual Accessory Selection

SELECTION

193 E1 Plus Accessories

Bulletin 193-EC
E3 and E3 Plus Electronic Overload Relays
 Accessories

Add-on Accessories

	Description	For Use With	Pkg. Qty.	Cat. No.	
	DIN Rail/Panel Adapter ✦	193-EC__B 193-EC_D, 193-EC_ZZ 193-EC__E	1	193-ECPM1 193-ECPM2 193-ECPM3	
	AC Input Interface Module rated 110/120V AC, 50/60 Hz	193-EC — all 592-EC — all	1	193-EIMD	
	Core Balanced Ground Fault Sensor <ul style="list-style-type: none"> Required when using either an E1 Plus Ground Fault Protection or Ground Fault/Jam Module Required for ground fault protection with the Cat. No. 193-EC3 overload relay 	100-C09...100-C37 NEMA size 00...2	1	193-CBCT1	
		100-C09...100-C97 NEMA size 00...3		193-CBCT2	
		100-C09...100-C97, 100-D105...100-D180 NEMA size 00...4		193-CBCT3	
		100-C09...100-C97, 100-D105...100-D420 NEMA size 00...5		193-CBCT4	
	DeviceNet Configuration Terminal Used to interface with objects on a DeviceNet network. Includes 1 m communications cable (193-CB1). 1 meter communication cable, color-coded bare leads 1 meter communication cable, microconnector (male) Panel Mount Adapter/Door Mount Bezel Kit	193-EDN, 193-EC (all), 592-EC (all); 280/281/283/284 ArmorStart, 825-P 193-DNCT 193-DNCT 193-DNCT	1 1 1	193-DNCT 193-CB1 193-CM1 193-DNCT-BZ1	
	EtherNet/IP Communications Auxiliary DeviceNet to EtherNet/IP linking device	Single port Dual port	193-EC_C (all), 592-EC_C (all)	1	193-DNENCAT 193-DNENCATR
	E3 Replacement Relay	193-EC1_F, 193-EC1_G, 193-EC1_H, 592-EC1_E, 592-EC1_F, 592-EC1_G	1	193-NREC1ZZ	
	E3 Plus Model EC3 Replacement Relay	193-EC3_F, 193-EC3_G, 193-EC3_H, 592-EC3_E, 592-EC3_F, 592-EC3_G	1	193-NREC3ZZ	
	E3 Plus Model EC5 Replacement Relay	193-EC5_F, 193-EC5_G, 193-EC5_H, 592-EC5_E, 592-EC5_F, 592-EC5_G	1	193-NREC5ZZ	
	E3 Plus Replacement Voltage Input Module	193-EC5_, 592-EC5_	1	193-NVEC5VIM	
	E3 Plus Replacement Cable and Connectors	193-EC_ all, 592-EC_ all	1	193-NCEC5CNT	

✦ The electronic motor protection relay can be mounted separately to top-hat rail EN 50 022-35.

2

