

# Product Details and Certifications

Cross Reference RA Part Number: 193-ECPM3 A

 **Product: 193-ECPM3**

Description: E3 and E3 Plus Din / Panel Overload Adapter  
for use with 193-EC\_E



Representative Photo Only (actual product may vary based on configuration sections)

## **ACCESSORY ITEMS**

---

Bulletin Number	193-EC Din Rail Panel Adapter
Accessory Selection	Individual Accessory Selection

## **SELECTION**













---

193-E Accessories	Din Rail Power Addapter
-------------------	-------------------------

# E3 and E3 Plus Electronic Overload Relays

## Accessories

### Add-on Accessories

	Description	For Use With	Pkg. Qty.	Cat. No.
	<b>DIN Rail/Panel Adapter</b>	193-EC__B	1	193-ECPM1
		193-EC_D, 193-EC_ZZ		193-ECPM2
		193-EC__E		193-ECPM3
	<b>AC Input Interface Module</b> rated 110/120V AC, 50/60 Hz	193-EC — all 592-EC — all	1	193-EIMD
	<b>Core Balanced Ground Fault Sensor</b> • Required when using either an E1 Plus Ground Fault Protection or Ground Fault/Jam Module • Required for ground fault protection with the Cat. No. 193-EC3 overload relay	100-C09...100-C37 NEMA size 00...2	1	193-CBCT1
		100-C09...100-C97 NEMA size 00...3		193-CBCT2
		100-C09...100-C97, 100-D105...100-D180 NEMA size 00...4		193-CBCT3
		100-C09...100-C97, 100-D105...100-D420 NEMA size 00...5		193-CBCT4
	<b>DeviceNet Configuration Terminal</b> Used to interface with objects on a DeviceNet network. Includes 1 m communications cable (193-CB1).	193-EDN, 193-EC (all), 592-EC (all); 280/281/283/284 ArmorStart, 825-P	1	193-DNCT
	<b>1 meter communication cable, color-coded bare leads</b>	193-DNCT	1	193-CB1
	<b>1 meter communication cable, microconnector (male)</b>	193-DNCT	1	193-CM1
	<b>Panel Mount Adapter/Door Mount Bezel Kit</b>	193-DNCT	1	193-DNCT-BZ1
	<b>EtherNet/IP Communications Auxiliary</b> DeviceNet to EtherNet/IP linking device	Single port	1	193-DNENCAT
		Dual port		193-EC_C (all), 592-EC_C (all)
	<b>E3 Replacement Relay</b>	193-EC1_F, 193-EC1_G, 193-EC1_H, 592-EC1_E, 592-EC1_F, 592-EC1_G	1	193-NREC1ZZ
	<b>E3 Plus Model EC3 Replacement Relay</b>	193-EC3_F, 193-EC3_G, 193-EC3_H, 592-EC3_E, 592-EC3_F, 592-EC3_G	1	193-NREC3ZZ
	<b>E3 Plus Model EC5 Replacement Relay</b>	193-EC5_F, 193-EC5_G, 193-EC5_H, 592-EC5_E, 592-EC5_F, 592-EC5_G	1	193-NREC5ZZ
	<b>E3 Plus Replacement Voltage Input Module</b>	193-EC5_, 592-EC5_	1	193-NVEC5VIM
	<b>E3 Plus Replacement Cable and Connectors</b>	193-EC_all, 592-EC_all	1	193-NCEC5CNT

⚠ The electronic motor protection relay can be mounted separately to top-hat rail EN 50 022-35.

